



THE UNIVERSITY
OF QUEENSLAND
AUSTRALIA

QAAFI
Queensland Alliance for
Agriculture and Food Innovation

Queensland Alliance for Agriculture and Food Innovation

Honours Projects 2021

<https://qaafi.uq.edu.au/honours>



The Queensland Alliance for Agriculture and Food Innovation (QAAFI) is a research institute of The University of Queensland (UQ), supported by the Queensland Government.

As one of the few research-intensive universities worldwide located in a subtropical environment, UQ is a [global leader in agriculture and food science research](#) in subtropical and tropical production systems. QAAFI is comprised of four inter-related research centres, with a focus on the challenges facing tropical and sub-tropical food and agribusiness sectors in the tropical and subtropical systems. This booklet presents available research projects, which would be suitable for Honours students or Masters Project students in each of these four centres. Students are encouraged to contact the listed supervisors for further details.

Contents

Centre for Animal Science Projects	3
Centre for Nutrition and Food Sciences Projects	26
Centre for Horticultural Science Projects	50
Centre for Crop Science Projects.....	77

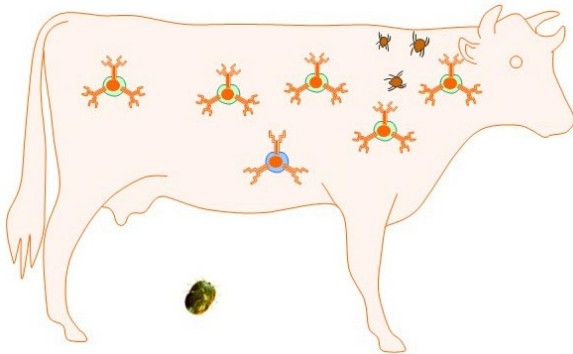

For general information about undertaking Honours within QAAFI please contact QAAFI Honours Co-ordinator Prof Mary Fletcher (mary.fletcher@uq.edu.au).





Centre for Animal Science Projects

<p>CAS 1 Project</p> <p><i>Prof Ala Tabor</i></p>	<p>1) <u>Bovine campylobacteriosis diagnosis and genomic analyses</u></p> <p>Bovine venereal diseases affect cattle in northern Australia causing decreased calf output and thus a reduction in breeding efficiencies. As the causative agent of bovine campylobacteriosis, our laboratory has developing novel diagnostic methods to differentiate <i>Campylobacter fetus</i> subspecies <i>venerealis</i> from other organisms. Genomic sequencing has identified potential new diagnostic targets to separate this subspecies from the closely related species <i>C. fetus</i> subspecies <i>fetus</i>. These subspecies are currently indistinguishable using available molecular and phenotypic methods which has perplexed researchers world-wide. We have undertaken genomic sequencing as well as biolog phenotypic array analysis of several <i>C. fetus</i> subsp. <i>venerealis</i> strains, in order to identify markers for both molecular and improved culture methods. Opportunities for genomics, bioinformatics, molecular and culture method development for research are available in our laboratory – the angle of the project can be negotiated to suit the candidate.</p> <div data-bbox="357 927 641 1144"></div> <div data-bbox="424 1167 523 1200">Calf loss</div> <div data-bbox="657 963 1382 1144"></div> <div data-bbox="794 1167 1050 1200">Sequence alignments</div>
<p>Advisors contact</p>	<ul style="list-style-type: none"> • Prof Ala Tabor Email: a.tabor@uq.edu.au Phone: +61 3346 2176 • Associate Advisors: A/Prof Pat Blackall, Dr Conny Turni, Prof Ben Hayes <p><u>Location:</u> Blg 80, St Lucia UQ Campus</p>
<p>Webpage</p>	<p>https://qaafi.uq.edu.au/profile/492/ala-tabor</p>
<p>Useful majors</p>	<p>Microbiology / biotechnology / molecular biology / bioinformatics</p>



CAS 2 Project <i>Prof Ala Tabor</i>	<p>2) <u>Biomarkers and bovine genetics to identify cattle tick resistance markers</u></p> <p>Cattle ticks cost \$22-30b worldwide in losses with 80% of the world's cattle populations at risk across tropical and sub-tropical regions. Research has focused on vaccine development which is progressing well, however the development of predictive markers would assist breeders to select cattle which may be more tick resistant. Previous studies from this group using skin immunohistochemistry have shown that certain cattle are primed with T cells in the skin before a tick challenge. New investigations using Next Generation Sequencing and proteomic methods will be used to study these phenomena further. Opportunities for molecular biology, RNA seq, proteomics, bovine genetics and bioinformatics analyses for research are available in our laboratory – the angle of the project can be negotiated to suit the candidate.</p> <div></div> <p>N.B. ticks and immune cells not to scale</p>
Advisors contact	<ul style="list-style-type: none">• Prof Ala Tabor Email: a.tabor@uq.edu.au Phone: +61 3346 2176• Associate Advisors: Dr Ali Raza, Prof Ben Hayes <p><u>Location:</u> Blg 80, St Lucia UQ Campus</p>
Webpage	https://qaafi.uq.edu.au/profile/492/ala-tabor
Useful majors	Microbiology / biotechnology / molecular biology / bioinformatics



CAS 3 Project <i>Prof Ala Tabor</i>	<p>3) Title – Optimising Oxford Nanopore sequencing for arthropod genome sequencing with large repetitive content</p> <p>Ticks and the diseases they carry are second to mosquitoes as vectors of human and livestock diseases. Novel ways to control ticks can be developed from genomic data. Ticks have large repetitive genomes with up 70% repetitive content at 2-7Gb total genome size. Tick genomics is still developing and as such are relatively poorly studied at the genomic level. There are 4 published tick genomes which consist of more than 100,000 scaffolds based on the combination of long and short read technologies. Oxford nanopore sequencing of long reads has yet to be exploited for tick genome sequencing and DNA/RNA extraction method optimisations are first required. Optimising the preparation of nucleic acids for use in a Nanopore MinION and the draft assembly of a whole tick genome will be a world first. The student will have support from staff and students familiar with the equipment (in house) and will learn critical skills using modern sequencing technologies. Other sequencing project opportunities are available and can be tailored to the student's interests and skills.</p> <div></div>
Advisor(s) contact	<ul style="list-style-type: none">• Professor Ala Tabor, a.tabor@uq.edu.au ; 07 3346 2176• Associate Advisors: TBC <p><u>Location:</u> QBP, Building 80, St Lucia campus</p>
Webpage	https://qaafi.uq.edu.au/profile/492/ala-tabor
Useful majors	Biochemistry & Molecular Biology / Bioinformatics / Biotechnology





<p>CAS 4</p> <p>Project</p> <p><i>Dr Luis Prada e Silva</i></p>	<p>4) Nitrogen recycling as determinant for feed efficiency of <i>Bos indicus</i> cattle</p> <p>To thrive in northern Australia, cattle depend on the capacity of efficiently extract nutrients during periods of restricted availability. Therefore, the ability to recycle nitrogen (N) back to the rumen, instead of eliminating in the urine, is crucial. This project is testing four relevant hypotheses: 1) feed efficiency in low-protein diets is associated with N recycling and not correlated with feed efficiency in nutrient abundant diets; 2) rumen efficiency can be practically measured and incorporated into genetic selection; 3) N utilization efficiency (NUE) can be measured by isotopic analysis in animal tissues; and 4) differences in rumen efficiency reflect differences in rumen microbial populations. Ninety <i>Bos indicus</i> steers are being evaluated over 60 days receiving a diet supplying only 70% of the rumen degradable protein (RDP) requirements, followed by 60 days on a diet providing 100% of the RDP. After each period, efficiency of microbial protein production is measured in metabolism crates, using purine derivatives in urine and N recycling is quantified with infusion of ¹⁵N-enriched urea. Rumen contents are collected for rumen microbiome and transcriptome analysis. Tail hair has been used to evaluate a less-invasive approach to estimate NUE.</p> <div data-bbox="322 916 1420 1238"> </div>
<p>Advisors contact</p>	<ul style="list-style-type: none"> • Dr Luis Prada e Silva, Email: l.pradaesilva@uq.edu.au Phone: +61 334 62166 • Associate Advisors: Dr Diogo Costa, Dr Sarah Meale <p><u>Location:</u> Blg 80, St Lucia UQ Campus and/or Blg 8150, Gatton UQ Campus</p>
<p>Webpage</p>	<p>http://researchers.uq.edu.au/researcher/16777</p>
<p>Useful majors</p>	<p>Biochemistry & Molecular Biology / Chemical Sciences / Chemistry / Genetics / Microbiology</p>



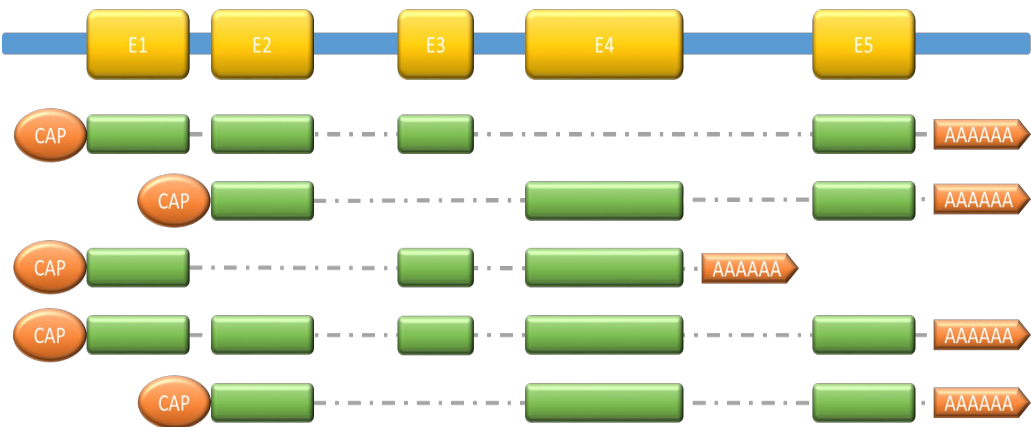

<p>CAS 5</p> <p>Project</p> <p><i>Dr Luis Prada e Silva</i></p>	<p>5) <u>Nutritional modulation of the transfer of passive immunity in tropically adapted cattle</u></p> <p>This experiment aims to clarify factors associated with the nutritional modulation of colostrum secretion and transfer of passive immunity from cows to calves. Proper colostrogenesis and transfer of passive immunity is certainly a major factor for calf survival, it is our overall hypothesis that protein metabolism during late gestation with its consequent effects on hormonal and metabolic profile are important factors modulating colostrum secretion and quality. The project aims is to determine the effect of protein and prebiotic feeding during the transition period on the transfer of passive immunity. Factors measured will include metabolite and hormonal changes in the cow around calving, colostrum quality, and calf vigour, health, and growth in the first two weeks. The practical objective is the development of efficient supplementation strategies to minimize stress and calf loss in commercial herds. The results obtained in the present study could be used to improve adoption of more efficient supplementation strategies alleviating the nutritional stress around parturition, preventing the substantial loss of calves currently occurring in parts of Queensland, and reducing the use of antibiotics in cattle.</p> <div data-bbox="309 904 654 1285"> </div> <div data-bbox="660 904 1070 1285"> </div> <div data-bbox="1091 904 1362 1285"> </div>
<p>Advisors contact</p>	<ul style="list-style-type: none"> • Dr Luis Prada e Silva, Email: l.pradaesilva@uq.edu.au Phone: +61 334 62166 • Associate Advisors: Dr Geoffrey Fordyce, Dr Diogo Costa <p><u>Location:</u> Blg 80, St Lucia UQ Campus and/or Blg 8150, Gatton UQ Campus</p>
<p>Webpage</p>	<p>http://researchers.uq.edu.au/researcher/16777</p>
<p>Useful majors</p>	<p>Biochemistry & Molecular Biology / Chemical Sciences / Chemistry / Genetics / Microbiology</p>




<p>CAS 6 to 13</p> <p>Project</p> <p><i>Prof Ben Hayes</i></p>	<p>6) <u>Structural Issues: Identification of large structural variants in the bovine genome using real time long read sequencing</u></p> <p>Structural variation is the term used to describe larger insertions, deletions, duplications and translocations in the genome. These structural variants are a largely untapped genomic resource despite the fact that they account for over 10 million base pairs.</p> <p>This project will use long read sequence to identify structural variation in the bovine genome. Once structural variants are identified their abundance and distribution in the Australian Brahman population will be quantified. Finally the relationship between the identified structural variants and protein coding genes will be examined.</p> <p>This project will provide students with a deep understanding of cutting edge sequencing methods, bioinformatics skills, project design, scientific communication and industry relevance. Bioinformatics, statistics, mathematics, molecular genetics and agricultural skills would all be considered favourability for this project, however they are not mandatory.</p> 
<p>CAS 6 to 17</p> <p>Project</p> <p><i>Prof Ben Hayes</i></p>	<p>7) <u>Combining omics: Examining genome structure and function for health and welfare</u></p> <p>Students will use literature review skills to select genes that are relevant to traits important to the beef industry, including those related to health and welfare, adaptation, fertility and production. Using a broad range of data the student will then examine the selected genes for structural variations, expression level changes, epigenetic signals, and population wide variation. Data types included short and long DNA sequence, short and long expression data, as well as methylation epigenetic data. The goal of the project is to better understand important genes related to northern beef cattle production by bringing together data from various cutting edge technologies.</p> <p>In this project students will develop a broad range of data analysis and bioinformatics skills as well as gain experience with project design, scientific communication and industry relevance.</p>

<p>CAS 6 to 17</p> <p>Project</p> <p><i>Prof Ben Hayes</i></p>	<p>8) <u>Filling the gap: completing the Brahman reference assembly</u></p> <p>Students will use cutting edge long range sequencing to complete and validate regions of the Brahman reference genome assembly. They will apply bioinformatics methods to identify and validate the correct sequence with which to fill genome gaps and discover and validate structural variants both within the Brahman breed and between Brahman and <i>Bos taurus</i> cattle. The goal of the project is to increase the accuracy of the reference assembly and characterise genomic diversity within and between cattle.</p> <p>In this project students will develop molecular genetics and bioinformatics skills to provide a value tool for the Northern Beef industry.</p> 
<p>CAS 6 to 17</p> <p>Project</p> <p><i>Prof Ben Hayes</i></p>	<p>9) <u>Form and Function: Novel isoform discovery</u></p> <p>New technology now allows the sequencing to hundreds of thousands of full length transcripts (expressed genes) from a single sample. A dataset of 10 tissues has been generated using isoseq - a method that can sequence the full length expressed isoforms in a sample. This project will analyse that isoseq data and identify novel isoforms including those for genes at are known to of industry importance. This information will provide a deeper understanding of the genetic variation in the Australian northern beef industry and be used to inform large genome wide association studies and discovery of</p>




	<p>mutations controlling gene expression studies. The project focuses on bioinformatics and analysis skills in a fast developing area of research.</p> 
<p>CAS 6 to 17</p> <p>Project</p> <p><i>Prof Ben Hayes</i></p>	<p>10) <u>Predicting age using methylated sites</u></p> <p>In humans, the methylation state of CpG sites changes with age and can therefore be utilized as an accurate biomarker for aging. In cattle, biological age prediction based on methylation status could provide key information for genetic improvement programs. Additionally, comparing chronological age with biological age (based on methylation status) can provide important information about the stress an animal has been under during its lifetime. However, relatively little is known about DNA methylation patterns in cattle. Students will use cutting edge data sources including reduce representation bisulphite sequencing data, whole genome bisulphite sequencing, long read sequencing and human methylation data to identify differentially methylated regions between old and young animals and validate those regions with modern molecular technologies. This project will require skills in bioinformatics as well as molecular biology. Students will learn how to manage very large sequence data sets.</p> 
Advisors contact	<p>Advisors:</p> <ul style="list-style-type: none"> • Prof Ben Hayes • Dr Elizabeth Ross, Email: e.ross@uq.edu.au, Phone: +61 7 334 62162 • Dr Loan Nguyen, Email: t.nguyen3@uq.edu.au, Phone: +61 7 334 62179
Location	QAAFI CAS; Bldg 80, St Lucia, UQ Campus
Webpage	https://qaafi.uq.edu.au/centre-for-animal-science
Useful majors	Biochemistry & Molecular Biology / Bioinformatics / Biomedical Science / Computational Science / Genetics / Agriculture / Veterinary Medicine




<p>CAS 6 to 17</p> <p>Project</p> <p><i>Prof Ben Hayes</i></p>	<p>11) <u>FastStack - evolutionary computing to stack desirable alleles in wheat</u></p> <p>A major emerging challenge in wheat breeding is how to stack desirable alleles for disease resistance, drought, and end-use quality into new varieties with high yielding backgrounds in the shortest time. As the number of known desirable alleles for these traits increases, the number of possible crossing combinations that need to be considered increases exponentially.</p> <p>An approach using artificial intelligence (AI) platform FastStack – designed to solve highly combinatorial problems, and coupled with genomic prediction could address this challenge. The computing power of AI designed according to the patterns of data that are predictive of wheat performance will allow to estimate the best crossing strategy for breeding an improved wheat variety more quickly. To test the AI-derived wheat crosses, a speed-breeding technique employing controlled glasshouse conditions will be used to develop the populations fast, where it is possible to grow wheat up to 6 generations per year compared to only 1 in the field.</p> <p>The ‘gene-stacking’ process through FastStack is expected to reduce the length of a wheat breeding cycle and increased genetic gain, thus will lead to more profitable wheat varieties for Australian growers, and expanded exports to high value markets that require quality grain.</p> <p>Students will gain and strengthen their skills on Plant Breeding technique (i.e. crossing, population development in the speed-breeding facility, other glasshouse activities), Quantitative and Computational Genetics (i.e. basic computational analysis on simulations, genomic predictions).</p> 
<p>Advisors contact</p>	<p>Advisors:</p> <ul style="list-style-type: none"> • Prof Ben Hayes • Dr Kai Voss-Fels, Email: k.vossfels@uq.edu.au, Phone: +61 7 334 62288 • Dr Eric Dinglasan, Email: e.dinglasan@uq.edu.au
<p>Location</p>	<p>QAAFI CAS; Blg 80, St Lucia, UQ Campus</p>
<p>Webpage</p>	<p>https://qaafi.uq.edu.au/centre-for-animal-science</p>
<p>Useful majors</p>	<p>Biochemistry & Molecular Biology / Bioinformatics / Computational Science / Genetics / Agriculture</p>




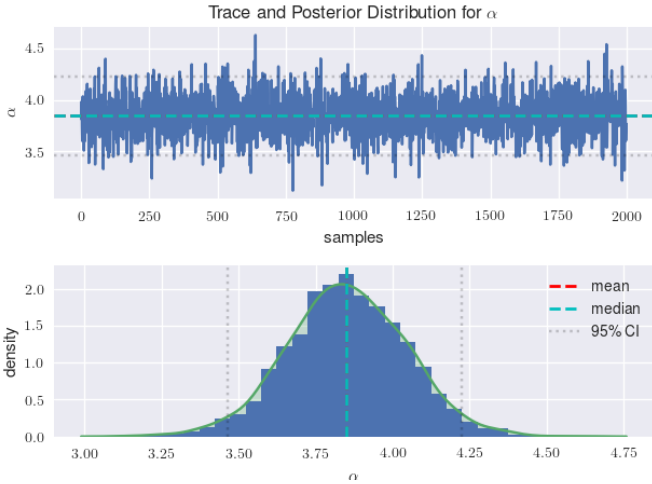
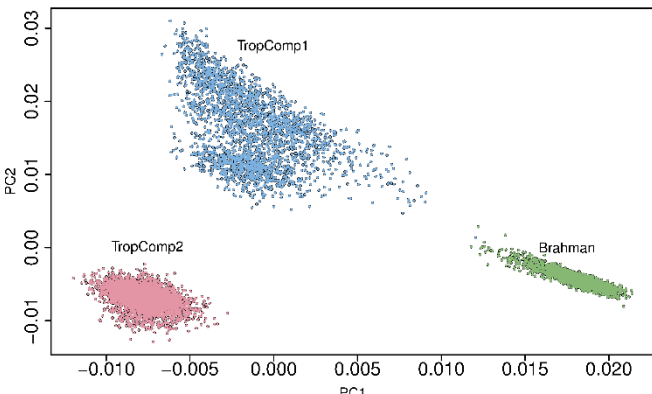

<p>CAS 6 to 17</p> <p>Project</p> <p><i>Prof Ben Hayes</i></p>	<p>12) <u>Reducing methane emissions through improved understanding of the rumen microbiome</u></p> <p>Ruminants such as cattle are host to a vast array of microbial species which reside in a specialised chamber of their stomach called the rumen. Microbes in the rumen digest the feed which the animals eat. Cutting edge sequencing technologies now allow for accurate profiling of microbiome communities. This study will analyse the microbes that live inside the rumen of cattle fed a methane mitigating diet. Methane is a potent greenhouse gas that is produced as a by-product of ruminant digestion. The goal of this study is to identify the species of microbe that have a changed abundance in response to the diet and therefore increase our understanding of how the rumen microbiome can be manipulated to reduce methane emissions from ruminants.</p> <p>In this project students will develop molecular genetics, bioinformatics, quantitative genetics, and analysis skills in a fast developing area of research.</p> 
<p>Advisors contact</p>	<p>Advisors:</p> <ul style="list-style-type: none"> • Prof Ben Hayes • Dr Elizabeth Ross, Email: e.ross@uq.edu.au, Phone: +61 7 334 62162
<p>Location</p>	<p>QAAFI CAS; Bldg 80, St Lucia, UQ Campus</p>
<p>Webpage</p>	<p>https://qaafi.uq.edu.au/centre-for-animal-science</p>
<p>Useful majors</p>	<p>Biochemistry & Molecular Biology / Bioinformatics / Biomedical Science / Computational Science / Genetics / Microbiology / Agriculture / Veterinary Medicine</p>
<p>CAS 6 to 17</p> <p>Project</p> <p><i>Prof Ben Hayes</i></p>	<p>13) <u>Cow fertility through the ages</u></p> <p>In Brahman cattle, a heifer's age at puberty is often a general indicator of her overall fertility and how fertile she may be during her lifetime. There is a high genetic correlation between puberty and lifetime fertility, indicating that these traits share some level of genetic control. This means, that if we can better understand heifer puberty, potentially we can select for more fertile cows.</p> <p>In this study, students will determine if genes associated with puberty may be used to increase our understanding of lifetime fertility, and use this information to predict a cow's potential for fertility over her lifetime. This project will combine data analysis of very large genomic and phenotypic data sets (up to 30,000 cattle), quantitative genetics, and industry relevance to help improve cow fertility in the north Australian beef industry.</p>



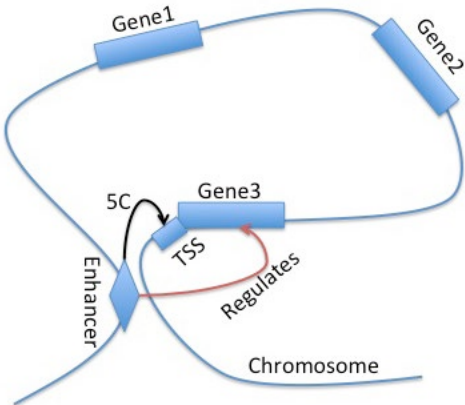
	<p>In this project students will develop data analysis and quantitative genetics skills, and will learn techniques to handle extremely large biological data sets. Students will have the opportunity to learn genomic selection techniques.</p> 
Advisors contact	<p>Advisors:</p> <ul style="list-style-type: none"> • Prof Ben Hayes • Dr Bailey Engle, Email: b.engle@uq.edu.au , Phone: +61 7 334 66506
Location	QAAFI CAS; Blg 80, St Lucia, UQ Campus
Webpage	https://qaafi.uq.edu.au/centre-for-animal-science
Useful majors	Biochemistry & Molecular Biology / Bioinformatics / Computational Science / Genetics / Agriculture / Veterinary Medicine
<p>CAS 6 to 17</p> <p>Project</p> <p><i>Prof Ben Hayes</i></p>	<p>14) <u>Genes impacting female fertility</u></p> <p>Fertility is an important, but complex genetic trait influenced by a large number of genes and other genetic factors. Additionally, whether or not a female will become pregnant is dependent upon a large number of environmental factors such as stress and nutrition. This makes it incredibly difficult to determine the primary genetic determinants of pregnancy, and this is true not only in human medicine, but livestock as well.</p> <p>In beef cattle, this combination of variables affects the breeding potential of a cow. The goal of this project is to assess genetic variation leading to different pregnancy outcomes in Brahman cows. Students will use RNA-seq data for differential gene expression analyses to identify genes and genomic regions influencing pregnancy status in female cattle.</p> <p>This project will develop skills in bioinformatics and data analysis, in order to better understand female fertility in Australian beef cattle. Students will gain valuable experience working with a large RNA-seq data set.</p>




	
Advisors contact	<p>Advisors:</p> <ul style="list-style-type: none"> • Prof Ben Hayes • Dr Elizabeth Ross, Email: e.ross@uq.edu.au, Phone: +61 7 334 62162 • Dr Loan Nguyen, Email: t.nguyen3@uq.edu.au, Phone: +61 7 334 62179 • Dr Bailey Engle, Email: b.ingle@uq.edu.au, Phone: +61 7 334 66506
Location	QAAFI CAS; Blg 80, St Lucia, UQ Campus
Webpage	https://qaafi.uq.edu.au/centre-for-animal-science
Useful majors	Biochemistry & Molecular Biology / Bioinformatics / Biomedical Science / Computational Science / Genetics / Agriculture / Veterinary Medicine
CAS 6 to 17 Project <i>Prof Ben Hayes</i>	<p>15) <u>The need for speed in Genomic research: Comparing algorithms to estimate polygenic effects in tropically adapted beef cattle</u></p> <p>With the advent of new genomic technologies comes the need to develop new statistical and computational algorithms that can handle large amounts of data in Animal Science. Within the Bayesian paradigm, current methods to estimate polygenic effects for complex traits rely mostly on Gibbs sampling. These approaches are not necessarily scalable to big datasets as the computation time grows more than linearly with sample size. This means that huge computational resources, in terms of RAM memory and/or computing time, need to be used to fit such models.</p>

	<p>The aim of this project is to compare the performance of alternative Markov chain Monte Carlo (MCMC) algorithms when estimating polygenic effects for complex traits in tropically adapted beef cattle. In addition to Gibbs sampling, at least two MCMC algorithms will be compared: Hamiltonian Monte Carlo and Variational Inference. The student will also learn the basics of Bayesian Statistics and High Performance Computing at UQ.</p> 
<p>CAS 6 to 17</p> <p>Project</p> <p>Prof Ben Hayes</p>	<p>16) <u>Improving genotype imputation in the tropics: using <i>Bos indicus</i> reference populations for tropically adapted beef cattle</u></p> <p>Accurate imputation of genotypes is key in animal genetics because it increases the statistical power to detect causal variants and improves genomic selection. Genotype imputation accuracy depends crucially not only on sample size but also in the genetic similarity of the reference and target samples. Due to the lack of appropriate reference populations, genotype imputation in tropical beef cattle is often done with <i>Bos taurus</i> animals which a different sub-species.</p> <p>The aim of this project is to use newly sequenced animals from a large reference population for a sample of tropically adapted Zebu animals genotyped with a low-density chip. Both reference and target (Zebu) samples are from <i>Bos indicus</i> breeds and thus are highly related genetically. To measure the impact of using <i>Bos indicus</i> animals as reference population, imputation using publicly available sequenced data from <i>Bos taurus</i> animals will also be done. The student will learn methods for genotype imputation, high performance computing and visualization in R.</p>  





Advisors contact	Advisors: <ul style="list-style-type: none"> • Prof Ben Hayes • Dr Roy Costilla, Email: r.costilla@uq.edu.au, Phone: +61 7 3346 2179
Location	<ul style="list-style-type: none"> • QAAFI CAS; Blg 80, St Lucia, UQ Campus
Webpage	https://qaafi.uq.edu.au/centre-for-animal-science
Useful majors	Biochemistry & Molecular Biology / Bioinformatics / Computational Science / Genetics
CAS 6 to 17 Project <i>Prof Ben Hayes</i>	<p>17) <u>Exploring TSS-enhancer correlations and identification of novel mutations in TSS-enhancer regions in <i>Bos indicus</i> species</u></p> <p>Next generation sequencing technologies including Cap-Analysis of Gene Expression (CAGE) have made it possible to accurately identify and quantify transcriptional start sites (TSSs) and enhancer throughout the genome. Having access to both TSSs and enhancers in a single experiment makes CAGE well suited for studying many aspects of transcriptional regulation, for example TSS-enhancer correlations, super enhancer identification, mutation discovery in TSS-enhancer regions, etc. This study will analyse the CAGE-tags mapped to the <i>Bos taurus</i> reference genome to identify CAGE-enhancer and explore the TSS-enhancer correlation and discovery of novel mutation in TSS and enhancer. In this project students will develop molecular genetics, bioinformatics, quantitative genetics, and analysis skills in a fast developing area of research.</p> 
Advisors contact	Advisors: <ul style="list-style-type: none"> • Prof Ben Hayes • Dr Mehrnush Forutan, m.forutan@uq.edu.au
Location	QAAFI CAS; Blg 80, St Lucia, UQ Campus
Webpage	https://qaafi.uq.edu.au/centre-for-animal-science
Useful majors	Biochemistry & Molecular Biology / Bioinformatics / Computational Science / Genetics





<p>CAS 18 Project</p> <p><i>Prof Mary Fletcher and Dr Natasha Hungerford</i></p> <p><i>With Dr Tobias Smith (School of Biological Sciences)</i></p>	<p>18) <u>Investigation of trehalulose content of different stingless bee species</u></p> <p>Stingless bee honey has recently been shown to contain high levels of the unusual disaccharide sugar trehalulose (Fletcher et al 2020). Trehalulose is known to have beneficial properties such as having a low glycaemic index (low GI) and being acariogenic (tooth friendly). Trehalulose is an isomer of sucrose and has not previously been found as a major component in any other food, so the presence of this sugar in high proportions in Australian stingless bee honey is an exciting discovery. This project will examine the level of trehalulose in honey from related stingless bee species in Brazil.</p>  <p>This project will be located in laboratories at Health and Food Sciences Precinct, Coopers Plains (Brisbane) and utilise Ion Chromatography (IC-PAD) and also Liquid Chromatography Mass Spectrometry (LC-MS).</p> <p>Reference: Fletcher, MT, Hungerford, NL, Webber, D, Carpinelli de Jesus, M, Zhang, J, Stone, ISJ, Blanchfield, JT, Zawawi, N (2020) Stingless bee honey, a novel source of trehalulose: a biologically active disaccharide with health benefits. <i>Scientific Reports</i> 10, 12128. https://doi.org/10.1038/s41598-020-68940-0</p>
<p>Advisors contact</p> <p>Location</p>	<ul style="list-style-type: none"> • Professor Mary Fletcher mary.fletcher@uq.edu.au Phone: +61 7 344 32479 • Dr Natasha Hungerford n.hungerford@uq.edu.au • Dr Tobias Smith t.smith5@uq.edu.au <p>Location: Health and Food Sciences Precinct, Coopers Plains</p>
<p>Webpage</p>	<p>http://researchers.uq.edu.au/researcher/235</p> <p>https://researchers.uq.edu.au/researcher/20086</p>
<p>Useful Majors</p>	<p>Chemistry/ Chemical sciences/ Biochemistry & Molecular Biology</p>




<p>CAS 19 Project</p> <p><i>Dr Conny Turni</i></p>	<p>19) <u>Characterisation of antimicrobial resistance and virulence genes associated with avian <i>Pasteurella multocida</i></u></p> <p><i>Pasteurella multocida</i> is the cause of fowl cholera, an economically important disease that has re-emerged in both meat chickens and layer chickens as these industries have shifted to organic and free range based systems. While now a major disease, there is little known about genes driving both virulence and antimicrobial resistance in Australian avian isolates of <i>P. multocida</i>. This project seeks to address the gaps in our knowledge. Our laboratory is the national reference centre for this pathogen and holds an extensive culture collection from around Australia, including a set of over 200 isolates that have been subjected to whole genome sequencing. A representative set of isolates will be screened by bioinformatic analysis for the presence of antibiotic resistance genes and for the genes that have been associated in overseas studies with virulence.</p>  <p>Fowl cholera outbreak in meat chickens</p>  <p>Whole genome analysis</p>
<p>Advisor(s) contact</p>	<ul style="list-style-type: none"> • Dr Lida Omaleki (l.omaleki@uq.edu.au) • Associate Advisor - Dr Conny Turni <p>Location: EcoSciences Precinct, Dutton Park</p>
<p>Webpage</p>	<p>https://researchers.uq.edu.au/researcher/2477</p>
<p>Useful majors</p>	<p>Biochemistry & Molecular Biology / Bioinformatics / Microbiology</p>




<p>CAS 20 Project</p> <p><i>Dr Conny Turni</i></p>	<p>20) <u>Oral cavity bacteria of marsupials – a One Health Approach</u></p> <p>Recent work at UQ has confirmed that bacteria of the <i>Pasteurellaceae</i> family are common inhabitants of the oral cavity of marsupials. In some case, these organisms have been associated with koala bite wound infections of humans. Other researchers have linked the level of the members of this family with overall koala health. In our most recent work, we have focussed on isolates the koala oral cavity and have data that suggests at least new species of the genus <i>Lonepinella</i> and possibly 2 entirely new genera within the family <i>Pasteurellaceae</i>. We now would like to start a similar study looking at isolates from other marsupials. We have a collection of isolates that includes hosts such as Tasmanian Devils, Quolls, Possums and Platypus. Understanding these organisms is important from an wildlife health view point as well as from the viewpoint of the health of wildlife carers. Our culture collection will form the basis of this study. Specific hosts will be selected and the isolates from that host screened by basic phenotypic tests. The isolates will then be subjected to molecular characterisation (sequencing) based on key “evolutionary chronometers” as well as the whole genome. Bioinformatic analysis will then be undertaken to assign the isolates to either existing genera and species or confirm the existence of further novel genera and species.</p> <div style="display: flex; justify-content: space-around; align-items: center;"> <div style="text-align: center;"> <p>Tasmanian devil</p>  </div> <div style="text-align: center;">  <p>Spotted tailed quoll</p> </div> </div>
<p>Advisor(s) contact</p>	<ul style="list-style-type: none"> • Dr Conny Turni (c.turni1@uq.edu.au) • Dr Lida Omaleki <p><u>Location:</u> EcoSciences Precinct, Dutton Park</p>
<p>Webpage</p>	<p>https://researchers.uq.edu.au/researcher/2477</p>
<p>Useful majors</p>	<p>Biochemistry & Molecular Biology / Bioinformatics / Microbiology</p>




<p>CAS 21 Project</p> <p><i>Dr Lida Omaleki</i></p>	<p>21) <u>Phenotypic and genotypic aspects of antimicrobial resistance in porcine <i>Pasteurella multocida</i></u></p> <p><i>Pasteurella multocida</i> is associated with porcine respiratory disease complex, a disease complex that is associated with high morbidity and mortality. In Australia <i>P. multocida</i> has been regarded a secondary pathogen, however, research has shown that it can also be a primary pathogen. Not much is known about the antimicrobial resistance, especially the resistance genes. The last survey of antimicrobial resistance in <i>P. multocida</i> was done in 2014. A further study was done in that year to look at the antimicrobial resistance genes of 20 isolates of <i>P. multocida</i> via PCR and the whole genome of one isolate was explored. This project seeks to address the gaps in our knowledge. Our laboratory is the national reference center for this pathogen and holds an extensive culture collection from around Australia. A representative set of isolates will be screened by a standardized phenotypic method for antimicrobial resistance. Isolates that show resistance will then be screened for resistance genes, principally by PCR but also by whole genome sequencing. The knowledge gained from this project will be an important support tool for the Australian pig industry.</p> <div data-bbox="365 943 1310 1624">  </div>
<p>Advisor(s) contact</p>	<ul style="list-style-type: none"> • Dr Lida Omaleki (l.omal eki@uq.edu.au) • <u>Associate Advisors: Dr Conny Turni</u> <p>Location: EcoSciences Precinct, Dutton Park</p>
<p>Webpage</p>	<p>https://researchers.uq.edu.au/researcher/2477</p>
<p>Useful majors</p>	<p>Biochemistry & Molecular Biology / Bioinformatics / Microbiology</p>




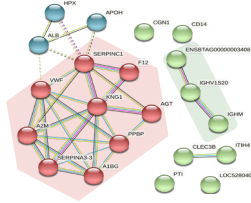


<p>CAS 22 Project</p> <p><i>Dr Conny Turni</i></p>	<p>22) <u>The bacteriology and the microbiome of the poultry shed environment</u></p> <p>The poultry industries (both layer and meat chicken) have increasing pressure to demonstrate to consumers and to the regulators that the production systems have optimal hygiene including effective programs to ensure that the sheds provide a clean and hygienic environment for the introduction of a new flock. This project will be the commencement of a planned research program to look at the bacterial flora and the microbiome of the poultry shed environment. The project will involve generating culture based data on the microflora of the shed environment after a flock (multiple farms and multiple flocks will be examined). This work would include comparing the microflora before and after a hygiene intervention such as disinfection. As well, the project will involve the initial work on establishing methods for a molecular/microbiome approach to shed microbiota characterisation. The project will examine different methods of DNA extraction for their suitability for use on dust and environmental samples. The quality of the DNA extraction methods will initially be evaluated by using the samples in standard PCR assays (and compare these results with culture based results). If time permits, the suitability of the extracts for next generation sequencing analysis will also be examined.</p>  <p>Barn shed for layer chickens</p>
<p>Advisor(s) contact</p>	<ul style="list-style-type: none"> • Dr Conny Turni (c.turni1@uq.edu.au) • Associate Advisor - Dr Lida Omaleki <p><u>Location:</u> EcoSciences Precinct, Dutton Park</p>
<p>Webpage</p>	<p>https://researchers.uq.edu.au/researcher/2477</p>
<p>Useful majors</p>	<p>Biochemistry & Molecular Biology / Bioinformatics / Microbiology</p>



<p>CAS 23 Project</p> <p><i>Dr Conny Turni</i></p>	<p>23) <u>Antimicrobial resistance – setting the baseline for <i>Pasteurella multocida</i></u></p> <p>Recently, a new antimicrobial agent (amoxycillin) has been approved for use in laying hens. A main target for this newly registered agent is <i>Pasteurella multocida</i>, the causative agent of fowl cholera. Our laboratory is the national reference centre for this bacterium and we hold a unique collection from around Australia of <i>P. multocida</i> isolates from chickens that have never been exposed to amoxycillin. In this work, isolates from this collection will be examined by two phenotypic methods (disc diffusion and minimal inhibitory concentration) to establish what the normal distribution of results is in a naïve collection that has never been exposed to the agent. For those isolates that are on the upper edge of the normal distribution, genotypic tests looking for the recognised genes associated with amoxycillin resistance will be performed. This project will set the normal curve of the wild population of <i>P. multocida</i> prior to exposure to amoxycillin and this will allow the industry and the supporting diagnostic laboratories to recognise if or when resistance to this newly registered product occurs. This work will help support antimicrobial stewardship and provide the basic guidance needed for effective targeted treatment programs for fowl cholera</p>  <p>Free range layer chickens</p>
<p>Advisor(s) contact</p>	<ul style="list-style-type: none"> • Dr Conny Turni (c.turni1@uq.edu.au) • Associate Advisor - Dr Lida Omaleki <p>Location: EcoSciences Precinct, Dutton Park</p>
<p>Webpage</p>	<p>https://researchers.uq.edu.au/researcher/2477</p>
<p>Useful majors</p>	<p>Biochemistry & Molecular Biology / Bioinformatics / Microbiology</p>



<p>CAS 24 Project</p> <p><i>Dr Ali Raza</i></p>	<p>24) <u>Title – Understanding host biology to cattle tick infestation</u></p> <p>The cattle tick, <i>Rhipicephalus microplus</i>, and the diseases it transmits lead to massive economic losses to cattle industries in tropical and subtropical countries. The widespread resistance to acaricide drugs and the absence of an effective vaccine for tick control had led to genetic selection of host resistance as a method of choice for non-chemical control of cattle tick. Previously, studies attempted to identify genetic markers for the resistance of cattle to tick burden, for example, immunological methods, genome-wide analysis studies, and quantitative trait analysis in tropically adapted genotypes. As gene expression results and actual dynamics occurring at the protein level often do not correlate due to post-transcriptional, posttranslational and degradation regulation. Host proteomics may be useful to study host response to tick exposure and thus provide reliable biomarkers to assist in selection to support traditional breeding programs.</p> <p>In this project, quantitative proteomics will be used to reveal the changes in proteomes of tick-resistant and -susceptible cattle, subsequently exploring the systemic and local host response to tick infestation.</p> <p>The student will gain skills in Mass Spectrometry, Data analysis with variety of software and various online database resources for functional annotation of the proteins.</p> <div style="display: flex; justify-content: space-around; align-items: center;">     </div>
<p>Advisor(s) contact</p>	<ul style="list-style-type: none"> • Dr Ali Raza, a.raza@uq.edu.au, 07 3346 2317 • Associate Advisor: Professor Ala Tabor <p><u>Location:</u> QBP, Building 80, St Lucia campus</p>
<p>Webpage</p>	<p>https://qaafi.uq.edu.au/profile/3954/ali-raza</p>
<p>Useful majors</p>	<p>Biochemistry & Molecular Biology / Bioinformatics / Biotechnology</p>



CAS
25 to 27
Projects

Prof Tim
Mahoney

25) The application of gene editing to improve animal resistance to infections


Gene editing technologies have enabled the rapid and specific modification of the genomes of complex organisms. Projects are available that will focus on the application of gene editing to increase the resilience of livestock cells to pathogens which reduce productivity. These projects will enable the candidate to gain experience in mammalian cell culture, transfection, growth and titration of viruses, molecular cloning, Western blotting, quantitative real-time PCR, genomic analyses, and fluorescence microscopy. These studies will improve our understanding of host/pathogen interactions towards the development of more resilient livestock.

26) Construction of bovine herpesvirus 5 infectious clone

Bovine herpesvirus 1 (BoHV-5) is a neurotrophic which is associated with severe and fatal disease in younger cattle. Unlike BoHV-1, BoHV-5 occurs sporadically in the world's cattle population, except in South America. In this project, you will utilise genome edit tools, such as CRISPR/Cas9, to manipulate the BoHV-5 genome to construct an infectious clone of the virus. The results of this project will provide a better understanding of gene function in BoHV-5, particularly in respect to virulence. This information will improve our understand of how BoHV-5 interacts with its host at the molecular level and lead to the development of improved control strategies.

27) Characterisation of bovine herpesvirus 2 genome

Bovine herpesvirus 2 (BoHV-2) is associated with mastitis in cattle. Of all of the herpesviruses which infect cattle, BoHV-2 is by far the most poorly characterised. This project will address this knowledge gap by using next generation sequencing and conventional PCR and sequencing technologies to completely sequence the BoHV-2 genome. The results of this project will enable the genome-wide comparisons of the BoHV-2 genome to other bovine and mammalian herpesviruses. These comparisons will improve our understanding of host/virus interactions at the molecular level for important viral properties such as tissue tropism and virulence.



Candidates with their own project ideas that fit within the research activities described on Prof Mahony's profile page are encouraged to contact him.




Contact Advisor/s	<ul style="list-style-type: none">• Prof Tim Mahony – QAAFI, Email: t.mahony@uq.edu.au <p><u>Location:</u> Blg 80, St Lucia UQ Campus</p>
Webpage	https://qaafi.uq.edu.au/profile/486/timothy-mahony




Centre for Nutrition and Food Sciences Projects

<p>CNAFS 1 Project</p> <p><i>Dr Heather Smyth</i></p>	<p>1) <u>Food applications of native plant foods and ingredients</u></p> <p>Australia has a rich source of native plants that provide spices, fruits and nuts which have been part of indigenous communities' diets for generations. In the broader community native plants are becoming increasingly popular which calls for development of food applications of these unique ingredients.</p> <p>The aim of this study is to explore food applications of Australian native foods such as wattle seeds, seed weed, bunya nut, kakadu plum, saltbush among others. Basic chemistry, product development and sensory and consumer techniques will be used to explore food applications of Australian native foods and ingredients. The student will work as part of a larger team in QAAFI working on the ARC-funded Industrial Transformation Training Centre for Uniquely Australian Foods.</p> 
<p>Advisor(s) contact</p> <p>Location</p>	<ul style="list-style-type: none"> • Dr Heather Smyth, h.smyth@uq.edu.au • Associate Advisors: Dr Sandra Olarte s.olartemantilla@uq.edu.au • Associate Advisors: Dr Daniel Cozzolino d.cozzolino@uq.edu.au <p>Queensland Alliance for Agriculture and Food Innovation Centre for Nutrition and Food Sciences Health and Food Sciences Precinct, Coopers Plains</p>
<p>Webpage</p>	<p>https://qaafi.uq.edu.au/profile/33/heather-smyth</p>
<p>Useful majors</p>	<p>The project can be tailored depending on the applicant's interest and background. A major in at least one of the following is highly desirable:</p> <p>Biochemistry & Molecular Biology / Bioinformatics / Chemical Sciences / Chemistry / Computational Science / Microbiology / Agriculture / Food Science</p>




CNAFS 2 Project A/Prof Daniel Cozzolino	<p>2) Exploring the biological potential of <i>Terminalia carpentariae</i>, an Australian native plant</p> <p>Plants of the genus <i>Terminalia</i> (family Combretaceae) have been used as traditional medicine, for centuries around the world. A number of studies have reported the biological potential of a number of individual <i>Terminalia</i> spp., including their antioxidative potential, antimicrobial, anti-inflammatory and anti-cancer potential. Australia is home to approximately 29 <i>Terminalia</i> species or subspecies. <i>Terminalia carpentariae</i>, commonly known as wild peach, is one of these native Australian <i>Terminalia</i> plants. Not much information is currently available on its biological potential and bioactive components. This project aims to explore the bioactive components and biological potential of <i>T. carpentariae</i>. Outcomes will help bridge the current knowledge gaps.</p> 
Advisor(s) contact	Dr Daniel Cozzolino Email: d.cozzolino@uq.edu.au Associate Advisors: Dr Anh Phan and A/Prof Yasmina Sultanbawa
Location	Queensland Alliance for Agriculture and Food Innovation Centre for Nutrition and Food Sciences Health and Food Sciences Precinct, Coopers Plains
Webpage	www.qaafi.uq.edu.au
Useful majors	Biochemistry & Molecular Biology / Chemistry / Microbiology




CNAFS 3 Project A/Prof Daniel Cozzolino	<p>3) <u>Effect of storage conditions on sensory and bioactive qualities of Tasmanian pepper berry, an Australian native plant</u></p> <p>Australian endemic plants have gained significant attention over recent years due to their increased use in pharmacy, medicine, food, beverages, cosmetics, perfumery, and aromatherapy. Tasmanian pepper (<i>Tasmannia lanceolata</i>, Winteraceae) is a native plant of Australia. The berries, leaves and bark of this native plant, have been used as food and medicine, for centuries. Leaves are used as a herb, whereas its berries are used as a spice. Both leaf and berry have a strong heat and pungent flavour on the palate. The spicy character of Tasmanian pepper has been associated with the sesquiterpene polygodial. For retaining premium marketability and bioactivity, the retention of characteristic volatile profile is essential. This study will focus on understating the effect of storage parameters on the sensory and bioactive qualities of the Tasmanian pepper berries.</p> 
Advisor(s) contact	<p>Dr Daniel Cozzolino Email: d.cozzolino@uq.edu.au</p> <p>Associate Advisors: Dr Anh Phan and A/Prof Yasmina Sultanbawa</p>
Location	<p>Queensland Alliance for Agriculture and Food Innovation Centre for Nutrition and Food Sciences Health and Food Sciences Precinct, Coopers Plains</p>
Webpage	<p>www.qaafi.uq.edu.au</p>
Useful majors	<p>Biochemistry & Molecular Biology / Chemistry / Microbiology</p>




CNAFS 4 Project A/Prof Daniel Cozzolino	<p>4) <u>Effect of maturity on biological activity and bioactive compounds in Kakadu Plum (<i>Terminalia ferdinandiana</i>) fruit</u></p> <p>The Australian native plant, Kakadu plum (<i>Terminalia ferdinandiana</i>) has been traditionally a part of the diet of the Australian Aboriginal community. The Indigenous communities have also used this fruit for its medicinal properties. A number of studies have reported that KP contains a number of bioactive phytochemicals with health promoting properties. Research have also revealed its promising antimicrobial, antioxidative and anti-inflammatory potentials. However, effect of maturity on the bioactive potential, and chemical make-up of the fruit, is not known. This project will investigate the effect of different maturity stages, on the biological activity and bioactive compounds in Kakadu Plum fruit.</p> 
Advisor(s) contact	<p>Dr Daniel Cozzolino Email: d.cozzolino@uq.edu.au</p> <p>Associate Advisors: Dr Anh Phan and A/Prof Yasmina Sultanbawa</p>
Location	<p>Queensland Alliance for Agriculture and Food Innovation Centre for Nutrition and Food Sciences Health and Food Sciences Precinct, Coopers Plains</p>
Webpage	<p>www.qaafi.uq.edu.au</p>
Useful majors	<p>Biochemistry & Molecular Biology / Chemistry / Microbiology</p>




CNAFS 5 Project <i>Dr Heather Smyth</i>	<p>5) Edible insects for human nutrition</p> <p>Edible insects have been a staple of the human diet in Asian, Central & South American countries and in Australian indigenous communities. In Australia, consumer awareness and interest in edible insects as an alternative source of protein for human consumption is growing rapidly, however, they are not readily available in conventional product forms and are largely considered a novelty. Many western consumers find the idea of insect as human food unpalatable, and the growth of this market in western culture is limited by the reluctance of food companies to incorporate insect meal as an ingredient in formulated foods (e.g. bread, pasta, protein drinks, etc.). Certainly research studies that provide evidence of the nutritional properties of insects, information about the differences between different edible insect species, as well techniques for overcoming any product formulation technical challenges, would assist with streamlining insects into the modern Australian diet.</p> <p>The aim of this study is to carry out a preliminary evaluation of edible insects found in Australia such as green ants and honey pot ant. Laboratory techniques will be used to determine proximates (moisture, carbohydrates, proteins, fat, dietary fibre), minerals and trace elements, total phenolic content, antimicrobial and antioxidant activity as an initial measure of their nutritional/bioactive potential. The student will work as part of a larger team in QAAFI working on the ARC-funded Industrial Transformation Training Centre for Uniquely Australian Foods.</p> <div data-bbox="456 1075 1295 1429">Figure 1 consists of two side-by-side photographs. Photograph (a) on the left shows a close-up of a tree trunk with a thick, dark, textured bark. A large number of small, green ants are seen climbing up the bark. Photograph (b) on the right shows two dried, orange-brown ants on a dark, textured surface. A petri dish containing more ants is partially visible in the upper right corner of (b).</div> <p>Figure 1 a) Green ants climbing a tree in Darwin CBD, b) dried green ants.</p>
Advisor(s) contact	<ul style="list-style-type: none">• Dr Heather Smyth, h.smyth@uq.edu.au• Associate Advisors: Dr Sandra Olarte s.olartemantilla@uq.edu.au
Location	Queensland Alliance for Agriculture and Food Innovation Centre for Nutrition and Food Sciences Health and Food Sciences Precinct, Coopers Plains
Webpage	https://qaafi.uq.edu.au/profile/33/heather-smyth
Useful majors	Biochemistry & Molecular Biology / Chemical Sciences / Chemistry / Microbiology




CNAF 6 Project <i>Dr Heather Smyth</i>	<p>6) Flavour of native stingless bee honey</p> <p>Worldwide honey and bee products such as wax and propolis are valued for their potent bioactive properties and use in traditional medicine. In Australia there are some 1500 species of native bees, many of which produce honey and associated products which have had little or no formal research in terms of composition, flavour or bioactive properties. An understanding of the value of Australian stingless bee honey and products, and defining new applications in food, medicine or cosmetics, may have the potential to support the development of a new industry for Australian native stingless bees, outside hobby native bee keeping.</p> <p>This project will explore, using a combination of sensory science, analytical chemistry and microbiology techniques, the flavour profile and bioactivity of native stingless bee honey and propolis. The student will work as part of a larger team in QAAFI working on the ARC-funded Industrial Transformation Training Centre for Uniquely Australian Foods as well as a commercial partner who is producing commercial stingless bee honey in Queensland.</p> 
Advisor(s) contact Location	<ul style="list-style-type: none">• Dr Heather Smyth, h.smyth@uq.edu.au <p>Queensland Alliance for Agriculture and Food Innovation Centre for Nutrition and Food Sciences Health and Food Sciences Precinct, Coopers Plains</p>
Webpage	https://qaafi.uq.edu.au/profile/33/heather-smyth
Useful majors	<p>The project can be tailored depending on the applicant's interest and background. A major in at least one of the following is highly desirable:</p> <p>Biochemistry & Molecular Biology / Bioinformatics / Chemical Sciences / Chemistry / Computational Science / Microbiology / Agriculture / Food Science / Entomology</p>




<p>CNAF 7 Project</p> <p><i>Dr Heather Smyth</i></p>	<p>7) <u>A laboratory model for evaluating the impact of honey processing</u></p> <p>Honey quality is optimal when cured and sealed in the comb by the honey bee. Once the honey is harvested and processed for commercial consumption, the quality begins to degrade. The extent to which the delicate botanical flavours and sensory properties are modified during processing depends on a number of variables. These variables include: processing method and efficiency, temperature, exposure to oxygen, duration of processing, exposure to light or vibration and storage conditions prior to consumption. In addition, the original pre-processed honey physicochemical composition and botanical source almost certainly plays a role as to the extent of flavour modification post-process. For scientists to better understand the impact of processing, it would be advantageous to have a laboratory scale model, which mimics commercial practices, for use in controlled honey experiments. This Masters project will examine the conditions of processing used for commercial honey production in Australia, develop a lab-scale-model of commercial processing and execute a proof-of principle experiment to evaluate processing-induced changes to honey quality. The lab-scale-model will be a valuable tool for industry and researchers to develop optimised systems to harvest and extract honey and deliver higher quality product to consumers.</p> 
<p>Advisor(s) contact</p> <p>Location</p>	<ul style="list-style-type: none"> Dr Heather Smyth, h.smyth@uq.edu.au <p>Queensland Alliance for Agriculture and Food Innovation Centre for Nutrition and Food Sciences Health and Food Sciences Precinct, Coopers Plains</p>
<p>Webpage</p>	<p>https://qaafi.uq.edu.au/profile/33/heather-smyth</p>
<p>Useful majors</p>	<p>The project can be tailored depending on the applicant's interest and background. A major in at least one of the following is highly desirable:</p> <p>Biochemistry & Molecular Biology / Bioinformatics / Chemical Sciences / Chemistry / Computational Science / Microbiology / Agriculture / Food Science / Entomology</p>




CNAFS 8 Project <i>Dr Heather Smyth</i>	<p>8) Consumers acceptance of novel fruits and vegetables</p> <p>Consumers acknowledge that fruits and vegetable are part of a healthy diet due to their high fibre content and nutritional value. What we don't know, however, is whether or not consumers would value new horticultural products that are particularly high in specific nutrients. These products might include black strawberries or purple sweetcorn that are high in anthocyanin content which supports heart health, or capsicum high in zeaxanthin which may reduce the risk of macular degeneration. Importantly, given that it is possible to breed these new cultivars through traditional (non-GMO) methods, then would these products have good consumer uptake in the market and add value, not only to human health, but for the producer.</p> <p>This project will explore, using consumer and sensory science methodologies and analytical chemistry techniques, the consumer value, chemical composition and nutritional value of novel fruits and vegetable concepts. The student will work as part of a larger team working on a Hort Innovation-funded Naturally Nutritious project.</p> 
Advisor(s) contact	<ul style="list-style-type: none">Dr Heather Smyth, h.smyth@uq.edu.au
Location	Queensland Alliance for Agriculture and Food Innovation Centre for Nutrition and Food Sciences Health and Food Sciences Precinct, Coopers Plains
Webpage	https://qaafi.uq.edu.au/profile/33/heather-smyth
Useful majors	<p>The project can be tailored depending on the applicant's interest and background. A major in at least one of the following is highly desirable:</p> <p>Biochemistry & Molecular Biology / Bioinformatics / Chemical Sciences / Chemistry / Computational Science / Food Science / Psychology</p>




<p>CNAFS 9 Project</p> <p><i>Dr Heather Smyth</i></p>	<p>9) <u>Impact of individual human variation on the sensory experience of mouthfeel and texture</u></p> <p>Texture and mouthfeel attributes (crunchiness, smoothness, drying, sliminess, etc.) are very important factors that impact consumers every day food choice and behaviour. In recent years, food companies have moved toward producing healthier products with reduced sugar, fat and salt. The consequence, however, has been an impact of texture and mouthfeel resulting in reduced consumer enjoyment. To address this challenge, food manufactures, sensory and consumer researchers have come together to understand the fundamentals of how individual human variation relates to texture and mouthfeel sensory experiences. Such knowledge would be very powerful in new product development and product design.</p> <p>This project will explore, using sensory science methodologies and physical measures, the how human variation in oral physiology can impact sensory experience of texture and mouthfeel. The student will work as part of a larger multi-disciplinary team from QAAFI and the School of Chemical Engineering working on an ARC-funded Linkage project.</p> 
<p>Advisor(s) contact</p> <p>Location</p>	<ul style="list-style-type: none"> • Dr Heather Smyth, h.smyth@uq.edu.au • Dr Daniel Cozzolino, s.olartemantilla@uq.edu.au <p>Queensland Alliance for Agriculture and Food Innovation Centre for Nutrition and Food Sciences Health and Food Sciences Precinct, Coopers Plains</p>
<p>Webpage</p>	<p>https://qaafi.uq.edu.au/profile/33/heather-smyth</p>
<p>Useful majors</p>	<p>The project can be tailored depending on the applicant's interest and background. A major in at least one of the following is highly desirable:</p> <p>Biochemistry & Molecular Biology / Bioinformatics / Chemical Sciences / Chemistry / Chemical Engineering / Agriculture / Food Science / Psychology</p>




<p>CNAFS 10 Project</p> <p><i>Dr Heather Smyth</i></p>	<p><u>10) Mechanical and physical behaviour of animal fat and the relationship with sensorily perceived mouthfeel and texture</u></p> <p>Texture and mouthfeel attributes (crunchiness, smoothness, drying, mouth coating, etc.) are very important consumer factors that impact every day food choice and behaviour. While animal fat has received negative attention for its link to cardiovascular disease, the fact remains that fat plays an incredibly important role in meat quality. Indeed for products like Wagyu, a higher fat content attracts a premium due to its superior melt-in-mouth characteristics. Understanding the mechanisms involved in mouthfeel perception of meat fat could shed new insights on how to mimic fat sensations in-mouth using alternative (non-fat) ingredients. Such knowledge would be very powerful in new product development and product design where reduction of fat is the target.</p> <p>This project will explore and attempt to define the mechanism of sensorily perceived mouthfeel and texture from animal fat. Sensory science methodologies and physical measures will be used to define structure-function relationships. The student will work as part of a larger multi-disciplinary team from QAAFI and the School of Chemical Engineering.</p> 
<p>Advisor(s) contact</p> <p>Location</p>	<ul style="list-style-type: none"> • Dr Heather Smyth, h.smyth@uq.edu.au • Prof Jason Stokes, j.stokes@uq.edu.au • Prof Louw Hoffman Louwrens.hoffman@uq.edu.au <p>Queensland Alliance for Agriculture and Food Innovation Centre for Nutrition and Food Sciences Health and Food Sciences Precinct, Coopers Plains</p>
<p>Webpage</p>	<p>https://qaafi.uq.edu.au/profile/33/heather-smyth</p>
<p>Useful majors</p>	<p>The project can be tailored depending on the applicant's interest and background. A major in at least one of the following is highly desirable:</p> <p>Biochemistry & Molecular Biology / Chemical Sciences / Chemistry / Chemical Engineering / Agriculture / Food Science / Psychology</p>



<p>CNAFS 11 Project</p> <p><i>Dr Heather Smyth</i></p>	<p>11) Native Australian ingredients to replace chemical preservatives in meat products</p> <p>Fresh meat in Australia is commonly preserved with nitrates, nitrites or other chemical preservatives. In low doses these chemical preservatives are thought to be harmless, but when accumulated in high concentration, they are known to be harmful to human health. There is a strong consumer movement away from chemical additives in food which has given rise to new opportunities to natural plant-based alternatives for food preservation and extension of shelf life. Native Australian plant foods show strong promise for food applications as they exhibit powerful antimicrobial, antioxidant and antifungal properties.</p> <p>The objective of this project is to explore the potential of native Australian plant extracts and ingredients to replace chemical preservatives in fresh meat. Techniques utilised for the project may include meat science, analytical chemistry, microbiology, packaging technology and sensory evaluation. The student will work as part of a larger team in QAAFI working on the ARC-funded Industrial Transformation Training Centre for Uniquely Australian Foods.</p> 
<p>Advisor(s) contact</p> <p>Location</p>	<ul style="list-style-type: none"> • Dr Heather Smyth, h.smyth@uq.edu.au • Prof Louw Hoffman louwrens.hoffman@uq.edu.au <p>Queensland Alliance for Agriculture and Food Innovation Centre for Nutrition and Food Sciences Health and Food Sciences Precinct, Coopers Plains</p>
<p>Webpage</p>	<p>https://qaafi.uq.edu.au/profile/33/heather-smyth</p>
<p>Useful majors</p>	<p>The project can be tailored depending on the applicant's interest and background. A major in at least one of the following is highly desirable:</p> <p>Biochemistry & Molecular Biology / Chemical Sciences / Chemistry / Microbiology / Agriculture / Meat Science / Food Science</p>



<p>CNAFS 12 Project</p> <p><i>Dr Heather Smyth</i></p>	<p>12) <u>Distinctly Australian drivers of consumer quality in chicken meat</u></p> <p>Significant advances in production technologies for Australian poultry over the past 50 years has resulted in the availability of high quality safe chicken-meat at a very competitive price. This has led to chicken being the leading protein choice for consumers over beef, pork and lamb (since 2006). Unlike other protein choices, chicken meat is, however, at risk of becoming associated with being a commodity product by consumers with little room for product-to-product distinction and premium product placement. For this reason, it is timely that the poultry industry gain a firm understanding of premium product cues with chicken meat and to understand what quality parameters consumers are concerned about which differentiate budget chicken meat from premium chicken products.</p> <p>The objective of this project is to explore consumer drivers, barriers, attitudes, credence factors and behaviour with regards to Australian chicken meat. The student will work as part of a larger team in QAAFI working on the ARC-funded Industrial Transformation Training Centre for Uniquely Australian Foods.</p> 
<p>Advisor(s) contact</p> <p>Location</p>	<ul style="list-style-type: none"> • Dr Heather Smyth, h.smyth@uq.edu.au • Prof Louw Hoffman louwrens.hoffman@uq.edu.au <p>Queensland Alliance for Agriculture and Food Innovation Centre for Nutrition and Food Sciences Health and Food Sciences Precinct, Coopers Plains</p>
<p>Webpage</p>	<p>https://qaafi.uq.edu.au/profile/33/heather-smyth</p>
<p>Useful majors</p>	<p>The project can be tailored depending on the applicant's interest and background. A major in at least one of the following is highly desirable:</p> <p>Biochemistry & Molecular Biology / Chemical Sciences / Chemistry / Food Science / Meat Science / Agriculture / Psychology</p>



<p>CNAFS 13 Project</p> <p><i>Dr Anh Phan</i></p>	<p>13) <u>Kakadu plum polyphenols and their roles in potential antimicrobial activities</u></p> <p>Kakadu plum (<i>Terminalia ferdinandiana</i>) fruit has been used by Australian Aboriginal people as traditionally medicinal food. Evidences of potential health benefits of this native Australian fruit have been initially reported. However, there is still gap in knowledge regarding the definitive identification of main polyphenolic compounds in Kakadu plum fruits, and determination of their roles in health-related benefits, particularly antimicrobial activities.</p> <p>The aim of this study is to identify phenolic compounds in Kakadu plum fruits using the state of the art UHPLC-PDA-MS/MS. In addition, the potential inhibitory effects of phenolic compounds that are responsible for the antimicrobial activities of Kakadu plum fruits will be investigated.</p> <p>The student will work as part of a larger team in QAAFI working on the ARC-funded Industrial Transformation Training Centre for Uniquely Australian Foods.</p> <div data-bbox="373 837 826 1146" data-label="Image"></div> <div data-bbox="863 931 1166 1140" data-label="Chemical-Block"> </div> <div data-bbox="1182 898 1366 1146" data-label="Chemical-Block"> </div>
<p>Advisor(s) contact</p> <p>Location</p>	<ul style="list-style-type: none"> • Dr. Anh Phan, a.phan1@uq.edu.au • Associate Advisors: Dr Daniel Cozzolino, Dr Hung Hong, A/Prof. Yasmina Sultanbawa <p>Queensland Alliance for Agriculture and Food Innovation Centre for Nutrition and Food Sciences Health and Food Sciences Precinct, Coopers Plains</p>
<p>Webpage</p>	<p>www.qaafi.uq.edu.au</p>
<p>Useful majors</p>	<p>Biochemistry, Chemistry, Microbiology, Agriculture, Food Science</p>





<p>CNAFS 14 Project</p> <p><i>Dr Anh Phan</i></p>	<p>14) <u>Determination of Polyphenolic compounds in different Kakadu plum tissues and associated biological activities</u></p> <p>Kakadu plum (<i>Terminalia ferdinandiana</i>) fruits have been used by Australian Aboriginal people as traditionally medicinal food. Preliminary studies have reported that different biological parts of Kakadu plum, including fruit pulp, kernel and leaves, exhibit potential health benefits. The available information on polyphenolic compounds, tissue distribution, and bioactive properties of Kakadu plum is very limited. Therefore, determination of polyphenolic compounds and the biological activities of different Kakadu plum tissues will provide better understanding of phytochemical variation and their nutritional aspects. The findings can add value to the potential use of different Kakadu plum tissues as functional ingredients for the food and nutraceutical industries.</p> <p>The aim of this study is to identify phenolic compounds in diverse Kakadu plum tissues (fruit pulp, kernel, leaf) using the state of the art UHPLC-PDA-MS/MS. In addition, the bioactivities of the extracts from different Kakadu plum tissues will be investigated.</p> <p>The student will work as part of a larger team in QAAFI working on the ARC-funded Industrial Transformation Training Centre for Uniquely Australian Foods.</p> <div data-bbox="552 927 1197 1321" data-label="Image"> </div>
<p>Advisor(s) contact</p> <p>Location</p>	<ul style="list-style-type: none"> • Dr. Anh Phan, a.phan1@uq.edu.au • Associate Advisors: Dr Daniel Cozzolino, Dr Hung Hong, A/Prof. Yasmina Sultanbawa <p>Queensland Alliance for Agriculture and Food Innovation Centre for Nutrition and Food Sciences Health and Food Sciences Precinct, Coopers Plains</p>
<p>Webpage</p>	<p>www.qaafi.uq.edu.au</p>
<p>Useful majors</p>	<p>Biochemistry, Chemistry, Microbiology, Agriculture, Food Science</p>



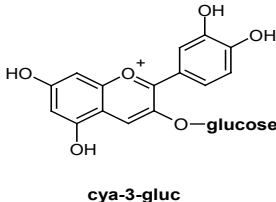


<p>CNAFS 15 Project</p> <p><i>Dr Tim O'Hare</i></p>	<p>15) <u>The effect of popping on carotenoid content in zeaxanthin-biofortified popcorn</u></p> <p>Carotenoids are lipophilic pigments responsible for the yellow, orange and red colours in plants, giving corn kernels their typical bright yellow colour. Carotenoids also play an important role in human health, including macular degeneration, the leading cause of blindness in Australia. Two carotenoids, zeaxanthin (orange) and lutein (yellow), are specifically obtained from our food, and transported to our macula, where they act as 'blue-light sunglasses' to protect our eyes' photoreceptors.</p> <p>Popcorn is a good source of zeaxanthin, and we have increased its level by about 700% through biofortification. This increased zeaxanthin gives the popcorn a naturally buttery colour once it's popped (normal popcorn is white, with artificial colours added). The popping process, however, which involves high temperature and pressure, which can lead to a decline in zeaxanthin and other carotenoids immediately after popping.</p> <p>The aim of this study is to explore the effect of high temperature popping on the carotenoid profile and zeaxanthin content in high-zeaxanthin popcorn accessions.</p> <p>The student will work as part of a larger team in QAAFI working on the Naturally Nutritious project.</p> <div data-bbox="360 1025 683 1265"> </div> <div data-bbox="695 1025 1018 1265"> </div> <div data-bbox="1023 1014 1378 1265"> <p>Chemical structures of Zeaxanthin, beta-Cryptoxanthin, and beta-Carotene are shown. Zeaxanthin is a xanthophyll carotenoid with two hydroxyl groups. beta-Cryptoxanthin is a xanthophyll carotenoid with one hydroxyl group. beta-Carotene is a tetraterpene carotenoid with no hydroxyl groups.</p> </div>
<p>Advisor(s) contact</p> <p>Location</p>	<ul style="list-style-type: none"> Supervisor: Dr Tim O'Hare, email: t.ohare@uq.edu.au Associate Advisor: Dr Hung Hong Trieu, email: h.trieu@uq.edu.au <p>Queensland Alliance for Agriculture and Food Innovation Centre for Nutrition and Food Sciences Health and Food Sciences Precinct, Coopers Plains</p>
<p>Webpage</p>	<p>https://qaafi.uq.edu.au/profile/459/tim-ohare</p> <p>www.qaafi.uq.edu.au/Naturally_nutritious</p>
<p>Useful majors</p>	<p>Biochemistry & Molecular Biology / Chemistry / Agriculture / Horticulture / Food Science</p>




CNAFS 16 Project <i>Dr Tim O'Hare</i>	<p>16) <u>Fresh and cooked purple sweetcorn aroma, chemical components and influence on flavour volatiles</u></p> <p>Sweetcorn aromas are volatile compounds which can be detected in fresh and cooked sweetcorn. Aroma compounds play an important role in the taste perception of a consumer. While dimethyl sulphide (DMS) is reported to be the most implicated aroma response in cooked yellow sweetcorn, aroma compounds of purple sweetcorn are completely unknown.</p> <p>The aim of this study is to determine novel volatile compounds in purple sweetcorn (a new sweetcorn established by Tim O'Hare's research group), compared to commercial yellow sweetcorn using GC-MS. The student will work as part of a larger team in QAAFI working on Naturally Nutritious project.</p> <div></div>
Advisor(s) contact	<ul style="list-style-type: none">• Supervisor: Dr Tim O'Hare, email: t.ohare@uq.edu.au• Associate Advisor: Dr Hung Hong Trieu, email: h.trieu@uq.edu.au
Location	Queensland Alliance for Agriculture and Food Innovation Centre for Nutrition and Food Sciences Health and Food Sciences Precinct, Coopers Plains
Webpage	https://qaafi.uq.edu.au/profile/459/tim-ohare www.qaafi.uq.edu.au/Naturally_nutritious
Useful majors	Biochemistry & Molecular Biology / Chemistry / Agriculture / Horticulture / Food Science


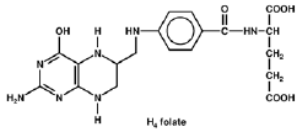



<p>CNAFS 17 Project</p> <p><i>Dr Michael Netzel</i></p>	<p>17) Exploring the Bioactivity and Digestive Fate of Anthocyanins</p> <p>Anthocyanins (Greek Anthos = flower and kyáneos = blue) belong to the flavonoid group of polyphenolic compounds, which are responsible for the red and blue colours of plant organs such as fruits, flowers, and leaves. Due to their frequent presence in plants, particularly berry fruits (including native Australian fruits), vegetables, and grapes, they are key components of the human diet. Interest in anthocyanins has increased widely during the past decade. Numerous studies have suggested that anthocyanins have a wide range of health-promoting properties. These compounds are therefore considered to be a functional food factor, which may have important implications in the prevention of chronic diseases.</p> <p>The aim of this study is to investigate/explore the bioactivity and digestive fate of anthocyanins using state-of-the-art analytical methods and advanced <i>in vitro</i> models mimicking the human digestive tract. Native Australian fruits will be the focus. The student will work as part of a larger team in QAAFI working on the ARC-funded Industrial Transformation Training Centre for Uniquely Australian Foods.</p> <div style="display: flex; justify-content: space-around; align-items: center;">    </div>
<p>Advisor(s) contact</p> <p>Location</p>	<ul style="list-style-type: none"> • Dr Michael Netzel, m.netzel@uq.edu.au • Associate Advisor: A/Professor Yasmina Sultanbawa, y.sultanbawa@uq.edu.au • Associate Advisor: Dr Gabi Netzel, g.netzel@uq.edu.au • Associate Advisors: Dr Olivia Wright, o.wright@uq.edu.au <p>Queensland Alliance for Agriculture and Food Innovation Centre for Nutrition and Food Sciences Health and Food Sciences Precinct, Coopers Plains</p>
<p>Webpage</p>	<p>https://researchers.uq.edu.au/researcher/3883</p>
<p>Useful majors</p>	<p>Biochemistry & Molecular Biology / Chemical Sciences / Food Science</p>

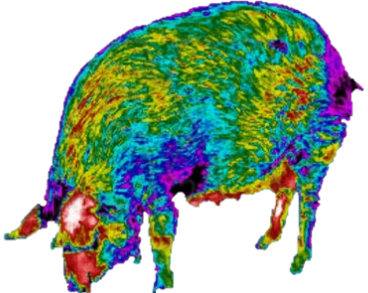


<p>CNAFS 18 Project</p> <p><i>Dr Gabi Netzel</i></p>	<p>18) Bioactive Phytochemicals in Native Australian edible Plants</p> <p>Aboriginal people in Australia have used indigenous edible plant species for thousands of years. Despite reports of the unique nutritious characteristics, up to date there is only limited information about the nutritional and bioactive properties available. The aim of this project is to characterize selected native Australian edible plants in terms of their bioactive phytochemicals (focus on polyphenols and carotenoids) and to investigate if those fruits have functional properties such as anti-diabetic and antimicrobial activities. Selected Native Australian edible plants will be assessed by state-of-the-art analytical techniques such as Stable Isotope Dilution Assays (SIDA) and UHPLC-PDA-MS as well as enzyme and antimicrobial assays.</p> <p>The student will work as part of a larger team in QAAFI working in the ARC-funded Industrial Transformation Training Centre for Uniquely Australian Foods</p> <div data-bbox="413 725 1337 949">  </div>
<p>Advisor(s) Contact</p>	<ul style="list-style-type: none"> • Dr Gabriele Netzel, g.netzel@uq.edu.au, 0437721028 • Associate Advisor: A/Professor Yasmina Sultanbawa, y.sultanbawa@uq.edu.au • Associate Advisor: Dr Michael Netzel, m.netzel@uq.edu.au • Associate Advisors: Dr Olivia Wright, o.wright@uq.edu.au
<p>Location</p>	<p>Queensland Alliance for Agriculture and Food Innovation, Centre for Nutrition and Food Sciences, Health and Food Sciences Precinct, Coopers Plains</p>
<p>Webpage</p>	<p>https://researchers.uq.edu.au/researcher/14639</p>
<p>Useful majors</p>	<p>Biochemistry & Molecular Biology / Chemical Sciences / Chemistry / Agriculture / Food Science</p>




<p>CNAFS 19 Project</p> <p><i>Dr Gabi Netzel</i></p>	<p>19) <u>Australian grown produce as a novel dietary source of folate</u></p> <p>The vitamins of the folate group play a crucial role as coenzymes in the metabolism of one carbon groups, and are decisively involved in DNA synthesis, amino acid metabolism and methylations. However, intake of folate from natural sources is considered critical in many countries. Low dietary intake of folate is associated with the risk of neural tube defects in newborns and is suspected to be associated with the development of certain forms of cancer, Alzheimer's disease and cardiovascular disease. Over 50 countries have introduced mandatory folate fortification. However, apart from fortification, the identification and consumption of fruits/food rich in natural folates are an alternative strategy to increase folate intake.</p> <p>Australian grown produce will be assessed for their natural folate content, profiles (different vitamers) and nutritional value by using:</p> <p>(a) state-of-the-art analytical techniques such as Stable Isotope Dilution Assays (SIDA) and UHPLC-MS</p> <p>(b) <i>in vitro</i> models mimicking the human digestion process to determine the matrix release/bioaccessibility of the different folate vitamers which is crucial for their bioavailability and subsequently physiological activity.</p> <p>This project presents an excellent opportunity for an Honours student to learn state-of-the-art analytical techniques and to generate novel and significant data for this critical vitamin.</p> <div style="text-align: center;">    </div>
<p>Advisor(s) Contact</p>	<ul style="list-style-type: none"> • Dr Gabriele Netzel, g.netzel@uq.edu.au, 0437721028 • Associate Advisor: A/Professor Yasmina Sultanbawa, y.sultanbawa@uq.edu.au • Associate Advisor: Dr Michael Netzel, m.netzel@uq.edu.au • Associate Advisors: Dr Olivia Wright, o.wright@uq.edu.au
<p>Location</p>	<p>Queensland Alliance for Agriculture and Food Innovation, Centre for Nutrition and Food Sciences, Health and Food Sciences Precinct, Coopers Plains</p>
<p>Webpage</p>	<p>https://researchers.uq.edu.au/researcher/14639</p>
<p>Useful majors</p>	<p>Biochemistry & Molecular Biology / Chemical Sciences / Chemistry / Agriculture / Food Science</p>

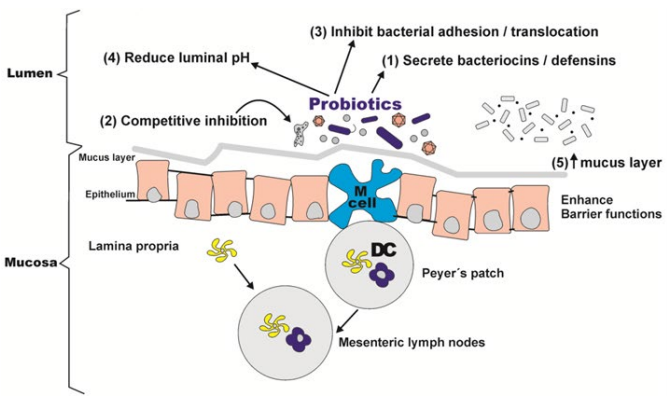



CNAFS 20 Project <i>Dr Marta Navarro</i>	<p><u>20) Exploring the metabolic resilience to the heat stress in lactating sows</u></p> <p>Heat waves are predicted to be increase in frequency, length, and intensity as climate change conditions keep progressing. Modern pig lines have become more sensitive to hot temperatures as a result of the genetic selection to improve performance parameters (but not heat resilience). On the contrary, modern pig genetics characterised by fast and lean weight gain, is associated with a high internal heat production that jeopardizes adaptations to a challenging high ambient temperature environment. Thus, pig's hyperthermia episodes are considered one of the main welfare and economic problems in modern pig production. However, a large variation exists between individuals regarding heat tolerance. This project aims to determine metabolic biomarkers and microbiome signatures that differentiate resilient to high sensitivity to hyperthermia in sows. During lactation nutritional requirement peak to high pushing the maintenance of metabolic homeostasis to the limit particularly under heat stress. It is anticipated that the identification of metabolic biomarkers and microbiome profiles associated with heat tolerance in lactating sows will result in novel nutrition and management intervention strategies to improve sow welfare under heat stress events.</p> 
Advisor(s) contact	<ul style="list-style-type: none">• Dr Marta Navarro, email: m.navarrogomez@uq.edu.au, mobile: 0458999192• Associate Advisors: Prof Eugeni Roura, Dr Shahram Niknafs <p><u>Location</u>: 80% QASP (Gatton campus), 20% St Lucia campus</p>
Webpage	<p>https://researchers.uq.edu.au/researcher/26066</p> <p>https://qaafi.uq.edu.au/profile/429/eugeniroura</p> <p>http://researchers.uq.edu.au/researcher/24913</p>
Useful majors	Biomedical Science / Computational Science / Microbiology




<p>CNAFS 21 Project</p> <p><i>Dr Marta Navarro</i></p>	<p>21) Perinatal program to improve chicken gut health, naturally</p> <p>Chicken's gastrointestinal tract undergoes significant physiological changes during the first days after hatch, including the establishment of a microflora when transitioning from a clean close-to-sterile hatchery environment to the adopting "dirty" farm ecosystem. In that context, establishing a beneficial and protective microflora before to the arrival to the farm would reduce the possibility of enteric pathogens colonizing the gut. This, in turn, would decrease disease burdens later in the life of the chicken, thus, reducing the need of preventive or curative (antibiotic) treatments. The early development of a healthy gut including early microbiome development, could be facilitated during the embryonic stages. <i>In ovo</i> techniques have been developed in recent years to supplement nutrients to the chick just before hatch. However, little is known about the potential of programming the future microbiome (<i>ex ovo</i>) during the embryonic stage. This project will study use of essential oils with antioxidant and antimicrobial activities during embryonic stages, to improve gut health early in the life of chicks. The project will systematically evaluate all the parameters related with an effective inoculation of essential oils in the egg to produce healthy hatchlings. The ultimate goal of this project is to make on farm antibiotic use redundant.</p> 
<p>Advisor(s) contact</p>	<ul style="list-style-type: none"> • Dr Marta Navarro, email: m.navarrogomez@uq.edu.au, <i>mobile</i>: 0458999192 • Associate Advisors: Prof Eugeni Roura, Dr Shahram Niknafs <p><u>Location:</u> Otto Hirschfeld Bld, St Lucia campus</p>
<p>Webpage</p>	<p>https://researchers.uq.edu.au/researcher/26066</p> <p>https://qaafi.uq.edu.au/profile/429/eugeni-roura</p> <p>http://researchers.uq.edu.au/researcher/24913</p>
<p>Useful majors</p>	<p>Biomedical Science / Computational Science / Microbiology</p>

<p>CNAFS 22 Project</p> <p><i>Dr Shahram Niknafs</i></p>	<p>22) Dietary fibre and deciphering gut-brain communication</p> <p>The fascinating complexity of edible fibres has driven a significant part of the research agenda in human and animal nutrition. Dietary Fibre (DF) has been associated with satiation (hence preventing obesity) lowering risks of colon cancer, decreasing plasma cholesterol levels (and CVD risks), and developing a healthy microbiota among other aspects. However, a lack of understanding still persists regarding how DF interacts with other essential nutrients such as amino acids and fats and their sensing in the gastrointestinal tract (GIT). The objective of this research proposal is to identify the physiological mechanisms by which common (soluble or insoluble) DF can influence the development of the GIT and the gut-brain communication relevant to food/feed intake control, energy homeostasis and gut health using the chicken as an animal model.</p> <div data-bbox="363 792 746 1077"> </div> <div data-bbox="767 658 1353 1077"> </div>
<p>Advisor(s) contact</p>	<ul style="list-style-type: none"> • Dr Shahram Niknafs, s.niknafs@uq.edu.au, 0468 691 705 • Associate Advisors: Prof Eugeni Roura, Dr Marta Navarro <p><u>Location:</u> St Lucia Campus (50%), Gatton Campus (50%)</p>
<p>Webpage</p>	<p>http://researchers.uq.edu.au/researcher/24913</p>
<p>Useful majors</p>	<p>Biochemistry & Molecular Biology / Bioinformatics / Biomedical Science/ Genetics / Microbiology</p>

<p>CNAFS 23 Project</p> <p><i>Dr Shahram Niknafs</i></p>	<p>23) <u>Can we replace antibiotics with probiotics in broiler chickens?</u></p> <p>The use of antimicrobials in farm animals may account for up to 50% increase in antimicrobial resistance (AMR) in specific foodborne pathogens such as <i>Escherichia coli</i> affecting humans. Thus, the general consensus is that the livestock sector must stop non-essential (disease-treating) uses of antimicrobials, to help prevent sharply increasing AMR threat to human health. However, it has been anticipated that a sudden discontinuation of in-feed antimicrobials will increase animal mortality, diarrhoea incidence and reduce growth rate, potentially becoming a major welfare and cost constraints to farmers and the wider community. Therefore, to be successful, antimicrobial-free feeding strategies must guarantee animal wellness and economic viability. The aim of this project is to develop novel feed additives including new probiotic formulations using antimicrobial strains and natural ingredients to improve production performance, and carcass characteristics in broiler chickens. Through this project, we will develop in-vivo studies at The University of Queensland to screen for novel probiotic formulations that further enhance production performance, gut health and functionality, and meat quality of broiler chickens.</p>  
<p>Advisor(s) contact</p>	<ul style="list-style-type: none"> • Dr Shahram Niknafs, s.niknafs@uq.edu.au, 0468 691 705 • Associate Advisors: Prof Eugeni Roura, Dr Marta Navarro <p><u>Location:</u> St Lucia Campus (40%), Gatton Campus (60%)</p>
<p>Webpage</p>	<p>http://researchers.uq.edu.au/researcher/24913</p>
<p>Useful majors</p>	<p>Biochemistry & Molecular Biology / Biomedical Science/ Genetics / Microbiology</p>


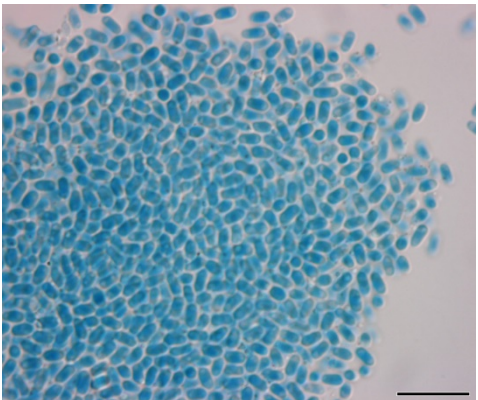


CNAFS 24 Project <i>Prof Louwrens Hoffman</i>	<p>24) Title: In-vivo validation of Bioproton products: Effects on the performance and meat quality in broiler chickens</p> <p>The aim of this project is to evaluate the effect of two novel probiotic formulations on the performance and meat quality of broiler chicks raised under controlled conditions that stimulate that of the commercial sector. The meat quality measurements will include physical quality determinants (pH, water binding capacity and colour) as well as the chemical composition of the chicken meat.</p> 
Advisor(s) contact	<ul style="list-style-type: none">• Prof Louwrens Hoffman, Louwrens.hoffman@uq.edu.au; +61 4 1798 4547• Associate Advisors: Prof Eugeni Roura e.roura@uq.edu.au <p><u>Location:</u> Predominantly Blg 8150, Gatton UQ Campus</p>
Webpage	https://researchers.uq.edu.au/researcher/22855
Useful majors	Food Sciences / Animal Sciences / Food Chemistry / Meat Science



Centre for Horticultural Science Projects

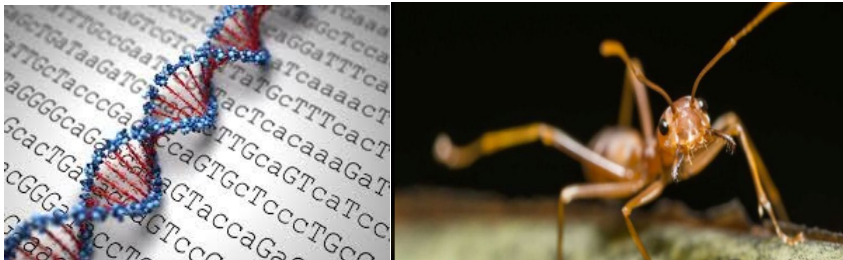
<p>CHS 1 Project</p> <p><i>Dr Lilia Costa Carvalhais</i></p>	<p>1) <u>Sex in banana fungi</u></p> <p>Bananas are the fourth most important food crop worldwide, surpassed only by crops such as rice, maize and wheat. The production, consumption and trade can be greatly affected by pests and mainly fungal diseases such as Sigatoka leaf spot and Fusarium wilt. The spread of the Fusarium wilt race 1 in the last century led to the replacement of Gros Michel by Cavendish variety, which is resistant to this particular race. However, new pathogens strains are constantly emerging, such as the tropical race 4 (TR4) which has been devastating banana plantations after invasion. The origins of diversity in fungal pathogens usually stem from sexual reproduction and the objective of the project you will be involved in is to gain knowledge concerning the genetic mechanisms that create diversity in <i>Fusarium oxysporum</i> f.sp. <i>cubense</i> and <i>Pseudocercospora musae</i>, the causal agents of Fusarium wilt and yellow Sigatoka, respectively. The specific aims of this study are: 1) to obtain cultures and DNA from banana fungal pathogens, 2) to screen isolates of banana fungal pathogens for the presence of mating type sequences, 3) evaluate whether mating type genes are transcribed during vegetative growth.</p> <div data-bbox="386 1055 790 1355" data-label="Image"></div> <div data-bbox="809 1055 1337 1355" data-label="Image"></div>
<p>Advisor(s) contact</p>	<ul style="list-style-type: none"> • Dr Lilia Costa Carvalhais, l.carvalhais@uq.edu.au, Ph: 0426 197 372 • Associate Advisors: Prof Andre Drenth, Dr Alistair McTaggart, Dr Vivian Rincon-Florez <p><u>Location:</u> Ecosciences Precinct, Dutton Park</p>
<p>Webpage</p>	<p>https://qaafi.uq.edu.au/profile/3177/lilia-costa-carvalhais</p>
<p>Useful majors</p>	<p>Microbiology/Genetics</p>

<p>CHS 2 Project</p> <p><i>Dr Louisa Parkinson</i></p>	<p><u>2) Phylogeny and taxonomy of <i>Claviceps</i> associated with ergot of native grasses in Australia</u></p> <p>Ergot is a disease of some cultivated and wild grasses caused by species of the ascomycete <i>Claviceps</i>. In Australia, ergot is an economically important disease of some grain crops, e.g. sorghum, and is a problem in some native Australian grasses, e.g. <i>Paspalum</i>. The fungus is also known to produce alkaloids that are hallucinogenic to humans and toxic to grazing livestock. Worldwide there are approximately 60 species of <i>Claviceps</i> known, including about 14 Australian species. A collection of 31 <i>Claviceps</i> isolates from native Australian grasses held in the Queensland Plant Pathology Herbarium (BRIP) requires taxonomic identification and phylogenetic revision. Novel species of <i>Claviceps</i> may result from this study and these will require formal taxonomic description. The aim of this Honours project is to identify the <i>Claviceps</i> isolates held in BRIP to species-level with multigene phylogenetic analyses and to formally classify and describe new taxa. The project methods will develop skills in microbiology (isolation and culture of isolates); morphology (descriptions of new taxa), molecular biology (fungal DNA extractions, PCR); phylogenetics and bioinformatics (analysis of DNA sequences); and plant pathology (fungus-host interactions).</p> <div style="display: flex; justify-content: space-around; align-items: flex-end;"> <div style="text-align: center;">  <p><i>Claviceps purpurea</i> on barley (<i>Hordeum vulgare</i>). Scale Bar = 1 cm</p> </div> <div style="text-align: center;">  <p>Conidia of <i>Claviceps purpurea</i> on perennial ryegrass (<i>Lolium perenne</i>). Scale bar = 20 µm.</p> </div> </div>
<p>Advisor(s) contact</p>	<ul style="list-style-type: none"> • Dr Louisa Parkinson (QAAFI), l.parkinson@uq.edu.au, (07) 3443 2457 • Associate Advisors: Professor Roger Shivas (DAF Biosecurity; USQ) and Associate Professor Andrew Geering (QAAFI) <p><u>Location:</u> Ecosciences Precinct, 41 Boggo Road, Dutton Park</p>
<p>Webpage</p>	<p>https://qaafi.uq.edu.au/profile/585/louisa-parkinson</p>
<p>Useful majors</p>	<p>Molecular Biology, Bioinformatics, Microbiology, Plant Pathology</p>



<p>CHS 3</p> <p>Project</p> <p><i>Dr Louisa Parkinson</i></p>	<p>3) <u>Investigation of biosecurity threats to the Australian avocado industry</u></p> <p>Avocado is a billion-dollar industry and is threatened by exotic and emerging pests and diseases, which could hinder production and impact Australia's ability to enter global markets. Plant biosecurity and pathology diagnostics contributes towards food security and protecting agricultural crops by enabling the capacity for quickly identifying and responding to incursions.</p> <p>Although a primary pathogen of potato, Potato Spindle Tuber Viroid (PSTVd) is a biosecurity threat to avocados and has been reported to infect avocados in several locations in Peru, where potatoes are grown as a staple crop. In Australia, PSTVd outbreaks have been reported in commercial tomato glasshouse facilities, and have been successfully eradicated. However the ability of Australian PSTVd isolates to cause disease in avocado has not been tested.</p> <p>Branch dieback of avocado trees is an emerging problem in Queensland, and is associated with tree-boring ambrosia beetles, <i>Euwallacea perbrevis</i> (formerly <i>E. fornicatus</i>), known in Australia as the Tea Shot Hole Borer (TSHB). The beetles carry <i>Fusarium</i> fungal symbionts in their mouth parts, which they deposit into the heartwood of tree branches for the beetles and larvae to feed; the fungus causes branch dieback. The <i>Fusarium</i> symbionts in Australia represent new species within the Ambrosia <i>Fusarium</i> Clade (AFC) of the <i>Fusarium</i> genus, and the pathogenicity of these species are yet to be demonstrated. Other ornamental and horticultural trees in Queensland, such as tuckeroo (<i>Cupaniopsis anacardioides</i>), have also been reported with branch dieback associated with TSHB. The ability of AFC species affecting tuckeroo to cause disease in avocados (and vice versa) has not been tested; an investigation of cross-pathogenicity may shed light on the potential host range of the beetles and <i>Fusarium</i> symbionts. A molecular diagnostic test for detecting <i>Fusarium</i> species within the AFC clade would be useful in confirming diagnoses of Ambrosia beetle-vectored branch dieback horticultural and ornamental trees in Australia. Moreover a test for quick molecular identification of TSHB (<i>Euwallacea perbrevis</i>) is yet to be developed. Molecular identification of beetles is often done with morphology or sequencing of the cytochrome c oxidase subunit 1 (CO1) gene. A qPCR molecular test for TSHB based on the CO1 gene would be useful in aiding quick identification of beetle specimens from symptomatic trees.</p> <p>This Honours project aims to (i) test Australian PSTVd isolates for pathogenicity on avocado in glasshouse pathogenicity experiments (ii) test the ability of <i>Fusarium</i> AFC isolates from tuckeroo and avocado to cause disease on both hosts in glasshouse pathogenicity experiments; (iii) and develop a real time qPCR diagnostic test for identifying <i>Fusarium</i> AFC species or TSHB using available gene sequence data. The project methods will develop skills in microbiology through culturing of isolates; molecular biology through molecular diagnostic design and optimization of qPCR assays; bioinformatics through analyses of gene sequence data and primer design; and plant pathology through fungus-host interactions investigated in glasshouse pathogenicity experiments.</p>
<p>Advisor(s) contact</p>	<ul style="list-style-type: none"> • Dr Louisa Parkinson (QAAFI), l.parkinson@uq.edu.au, (07) 3443 2457 • Associate Advisors: A/Prof Andrew Geering (QAAFI), A/Prof Elizabeth Dann <p><u>Location:</u> Ecosciences Precinct, 41 Boggo Road, Dutton Park</p>
<p>Webpage</p>	<p>https://qaafi.uq.edu.au/</p>
<p>Useful majors</p>	<p>Molecular Biology, Bioinformatics, Microbiology, Plant Pathology</p>




<p>CHS 4</p> <p>Project</p> <p><i>Prof Neena Mitter</i></p>	<p>4) <u>Topical application of RNAi for management of Fire Ants</u></p> <p>Fire ants are a serious pest because they have the potential to cause major social, environmental and economic impacts in Queensland and Australia. Fire ants were first detected in Brisbane in 2001, and in September that year the National Red Imported Fire Ant Eradication Program was formed in partnership with State governments.</p> <p>The current project is aimed at investigating RNA interference (RNAi) as a tool to manage fire ants. RNAi targeting neuropeptides and pheromones resulted in increased fire ant mortality (Choi et al. 2012 and Qiu et al. 2017). In this project, the RNAi platform will be further explored to develop novel targets to control fire ants.</p> <div data-bbox="456 728 1302 987">  </div> <p>Students in both Themes can learn valuable techniques in cloning, PCR, qRTPCR, sequencing, RNA/DNA extractions, bioinformatics and RNAi biology. The student will work closely with other members of the Mitter laboratory and industry partners to develop scientific outcomes and a highly productive research.</p>
<p>Advisor(s) contact</p>	<ul style="list-style-type: none"> • Prof Neena Mitter, E: n.mitter@uq.edu.au, P: 07 334 66513 • Associate Advisors: Dr Karishma Mody, E: k.mody@uq.edu.au, P: 07 336 62318 <p>Location: Queensland Bioscience Precinct (Bldg 80); 306 Carmody Rd, St Lucia, Australia 4072</p>
<p>Webpage</p>	<p>https://researchers.uq.edu.au/researcher/1427</p>
<p>Useful majors</p>	<p>Biochemistry & Molecular Biology / Bioinformatics</p>





<p>CHS 5</p> <p>Project</p> <p><i>Dr Karishma Mody</i></p>	<p>5) <u>Clay innovation: sustainable alternative to pesticides for protecting Queensland's livestock</u></p> <p>Sheep flystrike and lice-infestation are the top two diseases economically affecting the Queensland's sheep and wool industry. <i>L. cuprina</i> (blowfly) has developed resistance to nearly all control chemicals used in the past and resistance has now emerged to cyromazine and dicyclanil (chemicals accounting for ~90% of the current market). Control of sheep lice relies almost exclusively on chemical controls and has suffered similar resistance problems. With ongoing requirements to increase production efficiency, constraints on the availability of labour, and providing mandatory pain-relief while mulesing (to-be soon effective in NSW and Victoria), it is critical to develop an effective biological control that can protect the unmulesed flocks.</p> <p>Current control measures and limitations:</p> <ul style="list-style-type: none"> • Resistance build up to the existing chemicals. • Mulesing sheep • Withholding periods for live exports • Longer slaughter intervals impacting trade <p><u>RNAi delivery using Clay nanoparticles – Innovative Solution</u></p> <div data-bbox="608 1016 1104 1375" data-label="Image"> </div> <p>The current project is aimed at investigating RNA interference (RNAi) as a tool to manage sheep blowfly and lice-infestation. In this project, the RNAi platform will be further explored to develop novel targets to control both blowfly and lice. Students in both Themes can learn valuable techniques in cloning, PCR, qRT-PCR, sequencing, RNA/DNA extractions, bioinformatics and RNAi biology. The student will work closely with other members of the Mitter laboratory and industry partners to develop scientific outcomes and a highly productive research.</p>
<p>Advisor(s) contact</p>	<ul style="list-style-type: none"> • Dr Karishma Mody, E: k.mody@uq.edu.au, P: 07 334 62318 • Associate Advisors: Prof Neena Mitter and Prof Tim Mahony • <u>Location:</u> Queensland Bioscience Precinct (Bldg 80); 306 Carmody Rd, St Lucia, Australia 4072
<p>Webpage</p>	<p>https://researchers.uq.edu.au/researcher/23229</p>
<p>Useful majors</p>	<p>Biochemistry & Molecular Biology / Bioinformatics</p>




<p>CHS 6</p> <p>Project</p> <p><i>Dr Alice Hayward</i></p>	<p>6) From Freezer to Field - Cryostasis for Conservation!</p> <p>Plants possess the incredible ability of cell totipotency, with each cell having potential to generate complete new plants. Taking advantage of this property, The Mitter lab is dedicated to developing cryopreservation (cryostorage at -196C) protocols for recalcitrant plants that do not survive seed-banking – including the high-value species avocado. This technology allows us to safely freeze plant cells and tissues at -196C and then revive them to grow into whole new plants. This provides an insurance bank to conserve incredible genetic diversity of precious species including crops and endangered species that cannot be seed-banked. This is becoming <u>really important</u> in the face of climate change, new weather extremes and disease risks including pandemics like myrtle rust. We have three projects in this space.</p> <p>Three Projects are available in this space!</p> <ol style="list-style-type: none"> 1. Development of a cryopreservation regeneration media for different avocado cultivars. 2. Cryopreservation of Australian native macadamia. 3. Cryopreservation of an endangered Queensland plant – <i>Gossia gonoclada</i> 
<p>Advisor(s) contact</p>	<ul style="list-style-type: none"> • Dr Chris O'Brien, Dr Alice Hayward and Prof Neena Mitter <p><u>Location:</u> QAAFI, QBP (building 80) Level 3 South. St Lucia.</p>
<p>Webpage</p>	<p>https://qaafi.uq.edu.au/honours</p>
<p>Useful majors</p>	<p>Biochemistry & Molecular Biology / Plant Biology/ Botany/ Horticulture / Conservation</p>





<p>CHS 7</p> <p>Project</p> <p><i>Dr Alice Hayward</i></p>	<p>7) <u>Novel Tissue Culture Systems for Plant Production</u></p> <p>The Mitter Lab has received global media coverage for developing the <i>world's first</i> tissue-culture production system for avocado plants - the world's most instagrammed fruit. This is important as a <i>sustainable, cost-effective and climate-secure</i> way to produce plants.</p> <p>Dedicated students will be part of our expanding research in a new \$20M tissue-culture facility at UQ, developing systems for other crop species as well as endangered or high value native species where prior research is lacking or proved too challenging. Students will work with industry and research partners will value-add student experience.</p> <p>A number of Projects available:</p> <ol style="list-style-type: none"> 1. World's-first tissue culture production of macadamia plants for industry. 2. Tissue culture propagation for the native nursery species, <i>Lomandra</i>. 3. Tissue culture propagation of high-value crops vanilla and cocoa. 
<p>Advisor(s) contact</p>	<ul style="list-style-type: none"> • Dr Alice Hayward, Prof Neena Mitter, Dr Jayeni Hiti-Bandaralage <p><u>Location:</u> QAAFI, QBP (building 80) Level 3 South. St Lucia.</p>
<p>Webpage</p>	<p>https://qaafi.uq.edu.au/honours</p>
<p>Useful majors</p>	<p>Biochemistry & Molecular Biology / Plant Biology/ Botany / Microbiology/ Horticulture</p>

<p>CHS 8</p> <p>Project</p> <p><i>Dr Alice Hayward</i></p>	<p>8. <u>Genomics and DNA Markers for Australian Avocado</u></p> <p>The Mitter Lab and QAAFI has been part of a large effort sequencing the genomes of major sub-tropical fruit crops including avocado. We have developed a DNA marker set that can distinguish avocado cultivars available in Australia – this is important for industry to be able to rapidly identify and track plants. This project will test these markers across a large number of seedling plants to provide confidence for industry in the system. The student will day-travel around QLD and N-NSW for sample collection, extract DNA, run our marker assay and critically analyse results, with valuable connections to industry and academia. The student will also have a chance to be involved in analysis of the avocado genome sequence and identification of useful candidate genes of interest to the crop.</p> <div data-bbox="406 739 1393 1310">  <p>The figure shows three photographs of avocados on a tree and a karyotype diagram of an avocado genome. The karyotype consists of 12 pairs of chromosomes, numbered 1 to 12. A cartoon avocado character is standing next to the chromosomes. Below the chromosomes is a table of their sizes in Mb.</p> <table border="1"> <thead> <tr> <th>Chromosome</th> <th>Size in Mb</th> </tr> </thead> <tbody> <tr><td>1</td><td>98</td></tr> <tr><td>2</td><td>107</td></tr> <tr><td>3</td><td>78</td></tr> <tr><td>4</td><td>96</td></tr> <tr><td>5</td><td>66</td></tr> <tr><td>6</td><td>62</td></tr> <tr><td>7</td><td>47</td></tr> <tr><td>8</td><td>41</td></tr> <tr><td>9</td><td>52</td></tr> <tr><td>10</td><td>45</td></tr> <tr><td>11</td><td>48</td></tr> <tr><td>12</td><td>50</td></tr> </tbody> </table> </div>	Chromosome	Size in Mb	1	98	2	107	3	78	4	96	5	66	6	62	7	47	8	41	9	52	10	45	11	48	12	50
Chromosome	Size in Mb																										
1	98																										
2	107																										
3	78																										
4	96																										
5	66																										
6	62																										
7	47																										
8	41																										
9	52																										
10	45																										
11	48																										
12	50																										
<p>Advisor(s) contact</p>	<ul style="list-style-type: none"> Dr Alice Hayward, Stephen Fletcher, Prof Neena Mitter <p><u>Location:</u> QAAFI, QBP (building 80) Level 3 South. St Lucia.</p>																										
<p>Webpage</p>	<p>https://qaafi.uq.edu.au/honours</p>																										
<p>Useful majors</p>	<p>Biochemistry & Molecular Biology / Plant Biology/ Horticulture/ Genetics/ Bioinformatics</p>																										




<p>CHS 9</p> <p>Project</p> <p><i>A/Prof Femi Akinsanmi</i></p>	<p>9. Disease Epidemiology and Management in Tree Nuts</p> <p>Plant pathogens cause severe economically damaging diseases to field and horticultural crops, which lead to massive reduction in the quantity and quality of food we consume. The effect of some environmental variables on pathogens and plants can have favourable or detrimental outcomes on plant disease development. We aim to identify the window of opportunity for the development and application of innovative practical solutions, through understanding of ecological bases of plant pathogens and their interaction with the plant.</p> <p>The scholars will use an array of high level instruments in microbiology, molecular biology and plant pathology to examine a specific area of plant disease epidemiology in a tree nut crop such as macadamia:</p> <ol style="list-style-type: none"> 1. Characterization of the biology of causal agents of diseases of macadamia (pathogen biology) 2. Examine infection processes of plant disease-threatening pathogens (molecular epidemiology) 3. Understanding the evolution and key processes of pesticide resistance in fungi (practical solutions) <p>Scholars will join the macadamia pathology team and have opportunity to contribute to publications arisen from the research.</p> 
<p>Advisor(s) contact</p>	<p>Associate Professor Femi Akinsanmi Email: o.akinsanmi@uq.edu.au Phone: 07 34432453</p> <p><u>Location:</u> Ecosciences Precinct, Boggo Road, Dutton Park. (10 min. walk from St Lucia Campus)</p>
<p>Webpage</p>	<p>https://qaafi.uq.edu.au/profile/186/femi-akinsanmi</p>
<p>Useful majors</p>	<p>Biochemistry & Molecular Biology / Bioinformatics / Microbiology</p>



CHS 10	10) <u>Simulating fruit tree growth and development</u>
Project <i>Dr Inigo Auzmendi</i>	<p>Functional-structural plant models simulate organ development and growth in complex plant canopies. They are employed to improve our understanding of physiological mechanisms and interactions between management practices, environmental factors, plant carbon balance and growth.</p> <p>This project will use avocado, macadamia or mango data already collected from field trials and/or previous literature to simulate development and growth with different training systems, planting densities and cultivars, and interpret the results of field trials, as well as to generate new hypothesis and experiments.</p> <p>The project focuses on one of four areas: tree architecture, light interception, vegetative vigour and crop load. Our final aim is to improve management practices, e.g. training, pruning, fruit thinning, limb bending, planting density and tree size that will allow better yields in fruit and nut trees.</p> <p>The student will gain experience in online tools for remote collaboration, computer simulation and computational modelling using L-systems, as well as in plant physiology.</p> <div></div>
Advisor(s) contact	<ul style="list-style-type: none">Dr Inigo Auzmendi, i.auzmendi@uq.edu.au, Ph: 07 344 32702 <p><u>Location:</u> St Lucia</p>
Webpage	https://qaafi.uq.edu.au/profile/762/inigo-auzmendi
Useful majors	Biochemistry & Molecular Biology / Biophysics / Computational Science / Plant Science / Horticulture




<p>CHS 11</p> <p>Project</p> <p><i>Dr Craig Hardner</i></p>	<p>11) <u>Genomics of horticultural tree crops</u></p>  <p>Horticultural tree crops produce high value and nutritious fruit and nuts. Genomic approaches, particular genomic prediction, offer opportunities for improving efficiency of genetic improvement. Projects with Dr Hardner in this area include</p> <ul style="list-style-type: none"> • Robustness of Japanese genomic prediction models for mandarin fruit quality in Australian germplasm • Chromosome structural variation in citrus using nanopore technology • Global prediction of sweetness in peach • Selection for timing of fruit maturity for adaption of cherry to changing environment <p>Student in these projects will collaborate with local and international research groups in Japan, US and Europe. Projects in citrus, peach and cherry will to use genomic prediction methods to connect data collected from across the global with results. The citrus project will explore if chromosome structural variation can account for variation among sweet-orange varieties. Student will develop skills in field assessment, big-data management, bioinformatics, molecular and quantitative genetics, and scientific writing. All projects are aimed at producing manuscripts for submission to peer-reviewed journals.</p>
<p>Advisor(s) contact</p>	<ul style="list-style-type: none"> • Dr Craig Hardner (c.hardner@uq.edu.au, 3346 9465) • Potential Associate Advisors: Dr Liz Ross, Dr Robyn Cave, Dr Mulsuew Fikere <p><u>Location:</u> St Lucia</p>
<p>Webpage</p>	<p>https://researchers.uq.edu.au/researcher/1973</p>
<p>Useful majors</p>	<p>Genetics, Bioinformatics, (Agriculture, Horticulture, Plant breeding)</p>






CHS 12	12) <u>Optimising horticultural tree crops breeding</u>
Project <i>Dr Craig Hardner</i>	<p>Horticultural tree crops produce high value and nutritious fruit and nuts. Nevertheless, horticultural tree crop breeding is long and expensive. The projects below will undertake research to identify opportunities to improve efficiency of horticultural tree crops breeding</p> <ul style="list-style-type: none">• Bio-economic models for trait evaluation in macadamia or coffee• Modelling apple, macadamia, mango breeding strategies <p>Student will collaborate with local and international research groups. Student will develop skills in systems modelling, economics, plant breeding, quantitative genetics, and scientific writing. All projects are aimed at producing manuscripts for submission to peer-reviewed journals.</p>
Advisor(s) contact	<ul style="list-style-type: none">• Dr Craig Hardner (c.hardner@uq.edu.au, 3346 9465)• Potential Associate Advisors: Dr Vivi Arief, Dr Robyn Cave, Prof Bruce Topp, Shane Mulo (QDAF) <p><u>Location:</u> St Lucia</p>
Webpage	https://researchers.uq.edu.au/researcher/1973
Useful majors	Genetics, Plant breeding, Agricultural economics,


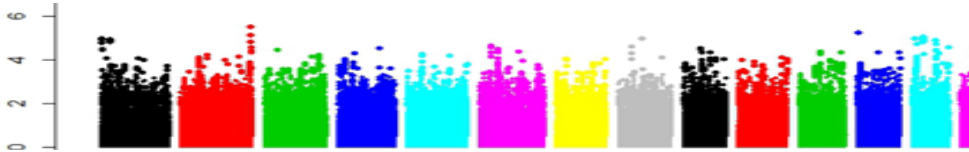


CHS 13 Project <i>Dr Craig Hardner</i>	<p>13) <u>Genomic platform for understanding the population genetics of pre-colonisation distribution of Bunya pine</u></p> <p>Bunya pine is a special Queensland forest tree. While widespread prior to European colonisation, the only remnant large population occurs in Bunya mountains with isolated individual trees distributed throughout SEQ Queensland.</p> <p>Anthropogenic dispersal by first nations people may have had a major role in the distribution of the species. This proposed aims of this project are the development and evaluation of molecular tools for studying the distribution of these species, and survey the remnant Bunya population and individuals throughout SEQ Queensland investigate the spatial relationship between the remnant population at Bunya Mountains and the isolated trees.</p> 
Advisor(s) contact	<ul style="list-style-type: none">• Dr Craig Hardner (c.hardner@uq.edu.au, 3346 9465)• Potential Associate Advisors: To be advised <p><u>Location:</u> St Lucia</p>
Webpage	https://researchers.uq.edu.au/researcher/1973
Useful majors	Genetics, Bioinformatics, Social history


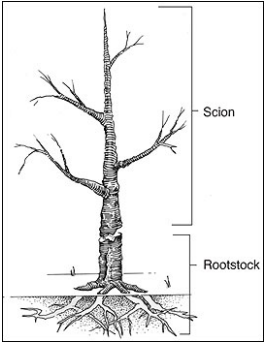



CHS 14 Project <i>Dr Craig Hardner</i>	<p>14) <u>General recursive equations for estimating relationship coefficients in auto-polyploid organisms</u></p> <div></div> <p>The aim of this project is to extend general recursive equations used to estimate relationship coefficients for genetic effects in diploids to account for the more complicated inheritance pattern in auto-polyploid organisms. This project will involve development of probabilistic models of identical-by-descent of genes in diploid and auto-polyploid genetic systems, simulation of multiple population structures under varying polyploidy to validate relationship coefficients, analysis of existing phenotypic data with alternative genetic models to evaluate differences in accuracy of predict genetic values, and preparation of a manuscript for publication in high impact journal.</p>
Advisor(s) contact	<ul style="list-style-type: none">• Dr Craig Hardner (c.hardner@uq.edu.au, 3346 9465)• Potential Associate Advisors: AProf Mark Dieters, Dr Vivi Arief <p><u>Location:</u> St Lucia</p>
Webpage	https://researchers.uq.edu.au/researcher/1973
Useful majors	Quantitative genetics, statistics, poly-ploid genetics




<p>CHS 15 Project</p> <p><i>Dr Mobashwer Alam</i></p>	<p>15) <u>Molecular investigation on the phenotypic variability in flowering time in macadamia</u></p> <p>Flowering is a phenological trait, which is important for orchard management and productivity. Planting cultivars with known time of flowering will assist farmers in orchard management decisions regarding fertilization, irrigation, establishment of pollinators and pest control. Over the last few decades, the Australian industry breeding program has developed and phenotypically characterized a large collection of cultivated and wild germplasm and multi-parental seedling populations. A quantitative genetic analysis of the phenotypic data will be useful to select progeny with known flowering time. However, the conventional tree breeding approach is time consuming, and laborious. Genomic approach offers potential to increase breeding efficiency through marker-assisted selection. Discovering molecular markers involved in the variability in flowering will help breeders to develop an efficient selection tool. This project was aimed to explore the variability and inheritance pattern of flowering phenology in macadmaia germplasm and to identify genomic regions associated with the trait variation. Using high-throughput DNA marker, a genome-wide association study will be conducted on a colelction of wild genetic resources. Identified markers can be use in future marker assisted selection of breeding progeny.</p>  
<p>Advisor(s) contact</p>	<ul style="list-style-type: none"> • Dr Mobashwer Alam Email: m.alam@uq.edu.au Phone: 0753811371 • Associate Advisors: Prof Bruce Topp <p><u>Location:</u> Maroochy Research Facility, 47 Mayers Rd, Nambour (Student can be based at st lucia, but needs to travel to Nambour, Tairo and Bundaberg for data/sample collection)</p>
<p>Webpage</p>	<p>https://researchers.uq.edu.au/researcher/13285</p> <p>https://researchers.uq.edu.au/researcher/2467</p>
<p>Useful majors</p>	<p>Biochemistry & Molecular Biology / Genetics / Agriculture/ Botany/ Plant Breeding /Environmental Science/ Ecology</p>




<p>CHS 16 Project</p> <p><i>Dr Mobashwer Alam</i></p>	<p><u>16) Investigating macadamia rootstock genetics on the variability in scion architecture and branching.</u></p> <p>The management of excessive vigour through pruning and hedging is a major expense in commercial macadamia orchards. Recently, Queensland Department of Agriculture and Fisheries (QDAF) and the University of Queensland (UQ) took initiatives to control scion vigour by using rootstocks through two consecutive Horticulture Innovation (HI) Australia funded projects: “Transforming subtropical/tropical tree crop productivity” (AI 13004) and National Tree Crop Intensification in Horticulture Program (AS18000). A diverse range of germplasm of macadamia rootstocks were planted at Nambour with a single scion cultivar. Investigating the effect of rootstocks on the variability in the architectural traits and branching pattern of the scion will be useful to select rootstocks for vigour management. In this project, the scholar will collaborate with a research higher degree student and measure growth traits and branching pattern of a common scion. A branching index equation will be developed to characterise trees for the variability in branching. Statistical analysis will be conducted to find out the effect of rootstock genotypes on scion vigour.</p> <div style="display: flex; justify-content: space-around; align-items: center;">    </div>
<p>Advisor(s) contact</p>	<ul style="list-style-type: none"> • Dr. Mobashwer Alam, Email: m.alam@uq.edu.au; phone: 0753811371 • Associate Advisors: Professor Bruce Topp <p><u>Location:</u> Maroochy Research Facility, 47 Mayers Rd, Nambour (Student can be based at St Lucia, but needs to travel to Nambour for data/sample collection)</p>
<p>Webpage</p>	<p>https://researchers.uq.edu.au/researcher/13285</p> <p>https://researchers.uq.edu.au/researcher/2467</p>
<p>Useful majors</p>	<p>Please select from:</p> <p>Genetics / Agriculture/ Botany/ Plant Breeding /Environmental Science/ Ecology</p>



<p>CHS 17 Project</p> <p><i>Dr Mobashwer Alam</i></p>	<p><u>17) Molecular investigation to determine species composition and extent of genetic base of Australian elite selections of Macadamia</u></p> <p>Macadamia is an Australian native crop and is highly valued for its kernel. Using the available cultivars as parents, Australian national macadamia breeding program generated >15,000 breeding progeny and selected 53 elites through first and generation of progeny evaluation. Most of the parents of these selections belong to <i>Macadamia integrifolia</i> or <i>M. tetraphylla</i> or their hybrids. Although pedigree information of the 53 selections is available, species identity is still unexplored.</p> <p>This project is aimed to investigate the genetic patterns in 53 elite selections and will identify species composition using high-throughput markers. Genetic information from wild species will be used in species composition analysis. Genetic diversity of the selected accessions will be compared with the diversity within cultivated and wild gene pools.</p> <div data-bbox="376 869 1378 1218">  </div>
<p>Advisor(s) contact</p>	<ul style="list-style-type: none"> • Dr. Mobashwer Alam, Email: m.alam@uq.edu.au; phone: 0753811371 • Associate Advisors: Professor Bruce Topp <p><u>Location:</u> Maroochy Research Facility, 47 Mayers Rd, Nambour (Student can be based at St Lucia, but needs to travel to Nambour, Tairo and Bundaberg for data/sample collection)</p>
<p>Webpage</p>	<p>https://researchers.uq.edu.au/researcher/13285</p> <p>https://researchers.uq.edu.au/researcher/2467</p>
<p>Useful majors</p>	<p>Please select from:</p> <p>Biochemistry & Molecular Biology / Genetics / Agriculture/ Botany/ Plant Breeding /Environmental Science/ Ecology</p>




<p>CHS 18 Project</p> <p><i>Dr Mobashwer Alam</i></p>	<p><u>18) Investigating genetic architecture of stomatal traits to exploit in climate change adaptation</u></p> <p>To cope with global climate change, one of the key focuses of the plant breeding program is to develop climate-smart varieties with efficient water use and photosynthesis. Finding out heritable and simple traits associated with less water loss and high photosynthesis can help breeders to select drought and high temperature tolerant elite cultivars. Stomatal pores on the leaf epidermis are the windows of water loss through transpiration and CO₂ uptake for photosynthesis. By altering the stomatal size and density, it can be possible to optimize the amount of CO₂ uptake and water loss. The focus of this project is to identify the variability in stomatal apparatus across a large number of breeding progeny, cultivars and wild germplasm of macadamia. The genetic and environmental effects on the variability of stomatal size and density will also be estimated. A genome-wide association study on wild and cultivated gene-pool will be conducted to identify markers associated with the traits. The inheritance pattern of the traits can be useful for future breeding decisions and planning.</p> <div data-bbox="376 913 1385 1249">  </div>
<p>Advisor(s) contact</p>	<ul style="list-style-type: none"> • Dr. Mobashwer Alam, Email: m.alam@uq.edu.au; phone: 0753811371 • Associate Advisors: Professor Bruce Topp <p><u>Location:</u> Maroochy Research Facility, 47 Mayers Rd, Nambour (Student can be based at st lucia, but needs to travel to Nambour, Tairo and Bundaberg for data/sample collection)</p>
<p>Webpage</p>	<p>https://researchers.uq.edu.au/researcher/13285</p> <p>https://researchers.uq.edu.au/researcher/2467</p>
<p>Useful majors</p>	<p>Please select from:</p> <p>Biochemistry & Molecular Biology / Genetics / Agriculture/ Botany/ Plant Breeding /Environmental Science/ Ecology</p>




<p>CHS 19 Project</p> <p><i>Dr Mobashwer Alam</i></p>	<p>19) Investigating genetic diversity in feral peach</p> <p>Feralisation is a complex process that involves domestic populations reverting to wild phenotypes. In the absence of human interruption, feral plants may show adaptation to new environments and display characteristics of their wild ancestors. We have collected 30 accessions of feral peach from Queensland and New South Wales which have been propagated and planted at Stanthorpe. This project will investigate the genetic and morphological variation in these feral accessions and compare them to commercial cultivars. Flowering, fruiting and vegetative growth traits will be measured. SSR markers will be used to study genetic diversity.</p> <p>Depending on the availability of funding, the student may have an opportunity to visit the laboratory of Prof Jose Chaparro of the University of Florida, USA.</p> <div data-bbox="384 734 754 1144"></div> <div data-bbox="794 734 922 1144"></div> <div data-bbox="946 734 1362 1144"></div>
<p>Advisor(s) contact</p>	<ul style="list-style-type: none"> • Prof Bruce Topp, Email: b.topp@uq.edu.au; phone: • Associate Advisors: Professor Jose Chaparro, Dr Mobashwer Alam <p><u>Location:</u> Nambour at the Maroochy Research Facility (Student will need to travel to Stanthorpe for data/sample collection)</p>
<p>Webpage</p>	<p>https://researchers.uq.edu.au/researcher/2467</p> <p>https://hos.ifas.ufl.edu/people/on-campus-faculty/jose-x-chaparro/</p> <p>https://researchers.uq.edu.au/researcher/13285</p>
<p>Useful majors</p>	<p>Please select from:</p> <p>Biochemistry & Molecular Biology / Genetics / Agriculture/ Botany/ Plant Breeding /Environmental Science/ Ecology</p>




<p>CHS 20 Project</p> <p><i>Dr Mobashwer Alam</i></p>	<p><u>20) Investigating rootstock effect on scion vigour, flowering and fruiting in low chill peach</u></p> <p>Rootstocks play a vital role on the performance of horticultural crops. As a part of a dual plant system, rootstocks translocate water and nutrients to the above ground scion and thereby, regulate resource supply for growth and development of vegetative and reproductive parts. In several tree crops, rootstocks have been widely used to manage the size and vigour of the scion. Although extensive studies have been conducted previously in peach, but the investigation on low-chill rootstock effect on low chill peach cultivars is limited. In this project, the scholar will collect data on growth, flowering and fruit quality traits of 3 low-chill scion cultivars grafted onto 7 different low chill rootstocks. Statistical analysis will be conducted to identify best vigour managing rootstocks</p> <div data-bbox="389 757 1366 1099">  </div>
<p>Advisor(s) contact</p>	<ul style="list-style-type: none"> • Prof Bruce Topp, Email: b.topp@uq.edu.au; phone: • Associate Advisors: Professor Jose Chaparro, Dr Mobashwer Alam <p><u>Location:</u> Nambour at the Maroochy Research Facility (Student may need to travel to Stanthorpe for data/sample collection)</p>
<p>Webpage</p>	<p>https://researchers.uq.edu.au/researcher/2467</p> <p>https://hos.ifas.ufl.edu/people/on-campus-faculty/jose-x-chaparro/</p> <p>https://researchers.uq.edu.au/researcher/13285</p>
<p>Useful majors</p>	<p>Please select from:</p> <p>Genetics / Agriculture/ Botany/ Plant Breeding /Environmental Science/ Ecology</p>




<p>CHS 21 Project</p> <p><i>A/Prof Andrew Geering</i></p>	<p>21) 3-D imaging of badnaviral replication structures</p> <p>Badnaviruses are some of the most common viral pathogens in the tropics and infect a range of economically important plants such as banana, citrus, cacao, sugarcane and yam. Very little information is available on the replication strategies they use but an important advance has been made by our group with the discovery of replication structures (viroplasms) in the cytoplasm of infected cells. This project, a collaboration between QAAFI and the Centre for Electron Microscopy and Microanalysis, will utilize cryosectioning and transmission electron microscopy to image multiple layers of an infected cell, which will then be integrated using software to construct a 3-D image of the cell including the replication structures. Methods will then be developed to fluorescently label the replication structures, with the ultimate aim of dissecting out these structures using laser technology for analysis of protein and nucleic acid composition.</p> 
<p>Advisor(s) contact</p>	<ul style="list-style-type: none"> • A/Professor Andrew Geering, a.geering@uq.edu.au, 34432459 • Associate Advisors: A/Professor John Thomas, Dr Kathy Crew <p><u>Location:</u> Ecosciences Precinct, Dutton ParkLocation: Ecosciences Precinct an Centre for Electron Microscopy and Microanalysis</p>
<p>Webpage</p>	<p>https://qaafi.uq.edu.au/profile/81/andrew-geering</p>
<p>Useful majors</p>	<p>Biochemistry & Molecular Biology / Microbiology</p>



CHS 22 Project <i>A/Prof Andrew Geering</i>	<p><u>22) Population genetics of Alternanthera mosaic virus and development of an infectious clone</u></p> <p>Alternanthera mosaic virus (AltMV) was discovered in Australia but is thought to have been introduced into Australia in the early 20th Century in fodder shipments from the USA. In this project, research will be done to investigate sequence variation of this virus in Australia and to compare with isolates of the virus from the USA and Europe. AltMV shows great potential to be used as a gene expression vector and as a first step towards this goal, an infectious clone of the virus will be prepared. Full length genome constructs will need to be prepared and linked to a transcription promoter to allow infection of plants by mechanical transmission of the plasmid constructs.</p> 
Advisor(s) contact	<ul style="list-style-type: none">• A/Professor Andrew Geering, a.geering@uq.edu.au, 34432459• Associate Advisors: A/Professor John Thomas, Dr Kathy Crew• <u>Location:</u> Ecosciences Precinct, Dutton Park
Webpage	https://qaafi.uq.edu.au/profile/81/andrew-geering
Useful majors	Biochemistry & Molecular Biology / Genetics / Microbiology



<p>CHS 23 Project</p> <p><i>A/Prof Andrew Geering</i></p>	<p>23) <u>Epidemiology of a new nepovirus associated with buffalo grass yellows</u></p> <p>Buffalo grass (<i>Stenotaphrum secundatum</i>) is the most valuable turfgrass species in Australia, and is also an important pasture species. Over the last few years, turf farmers along the eastern seaboard of Australia have been affected by an enigmatic disease called buffalo grass yellowing. High throughput sequencing was done to identify viruses infecting the diseased plants, and a new nepovirus was discovered and shown to be widely distributed in Australia. Virtually nothing is known about the biology of this virus, including its host range, impact on growth of buffalo grass, and mode of transmission. In this project, a broad diversity of experimental work (laboratory, glasshouse and field) will be done to provide a better understanding of the epidemiology of this virus. It is also hypothesised that the nepovirus synergistically interacts with other buffalo grass viruses to cause a worse disease than either virus would alone, and experiments will be done to test this hypothesis.</p> 
<p>Advisor(s) contact</p>	<ul style="list-style-type: none"> • A/Professor Andrew Geering, a.geering@uq.edu.au, 34432459 • Associate Advisors: A/Professor John Thomas, Dr Nga Tran • <u>Location:</u> Ecosciences Precinct, Dutton Park
<p>Webpage</p>	<p>https://qaafi.uq.edu.au/profile/81/andrew-geering</p>
<p>Useful majors</p>	<p>Biochemistry & Molecular Biology / Genetics / Microbiology</p>



<p>CHS 24 Project</p> <p><i>A/Prof John Thomas</i></p>	<p>24) <u>Cytopathology and sites of replication of banana bunchy top virus</u></p> <p>Banana bunchy top virus causes a devastating disease of bananas, and threatens food security in sub-Saharan Africa. One of the characteristic symptoms of infection is dark green dot-dash flecking of leaves and stem sheaths, and the dot-dashes are associated with the proliferation in the phloem of small cells with abundant chromatophores. In this project, thin sections of diseased leaf tissue will be immunolabelled with fluorophore and examined under a confocal microscope to investigate the distribution of the virus relative to the abnormal cells. If time allows, more sophisticated techniques such as thin section electron microscopy, laser capture microdissection and high throughput sequencing will be done to investigate changes in the cytology and transcriptome of these cells.</p> <div data-bbox="338 519 659 730"></div> <div data-bbox="683 519 963 730"></div>
<p>Advisor(s) contact</p>	<ul style="list-style-type: none"> • A/Professor John Thomas, j.thomas2@uq.edu.au, 34432461 • Associate Advisors: A/Professor Andrew Geering, Dr Kathy Crew, Dr Megan Vance, Mr Ric Webb. <p><u>Location:</u> Ecosciences Precinct, Dutton Park</p>
<p>Webpage</p>	<p>https://qaafi.uq.edu.au/profile/228/john-thomas</p>
<p>Useful majors</p>	<p>Biochemistry & Molecular Biology / Genetics / Microbiology</p>




CHS 25 Project Dr Louisa Parkinson	<p>25) <u>Developing molecular diagnostic tests for rapid detection of <i>Phytophthora</i> and <i>Phytophthium</i> spp. causing root rot of avocado</u></p> <p>Phytophthora root rot (PRR) of avocado is the most important soilborne disease of orchard avocado trees, estimating an annual \$17 million loss to the Australian avocado industry. The primary cause of PRR is oomycete, <i>Phytophthora cinnamomi</i>, a fungal-like microorganism. However numerous other species have been increasingly isolated from symptomatic roots and also demonstrated to cause PRR, including <i>P. multivora</i>, <i>P. niederhauserii</i>, <i>P. nicotianae</i>, <i>P. palmivora</i> and <i>Phytophthium vexans</i>. Testing for PRR typically involves baiting and isolating the pathogen from root and soil samples, however such methods render it difficult to distinguish between oomycete species based on oomycete morphology alone. Rapid molecular diagnostic tests such as loop-mediated isothermal amplification (LAMP) assays can enable fast, sensitive and specific detection of PRR-causing oomycetes in symptomatic roots. This research project aims to develop rapid LAMP diagnostic tests for the detection of <i>P. cinnamomi</i>, <i>P. multivora</i>, <i>P. niederhauserii</i> and <i>Pp. vexans</i> in avocado roots. Project activities will include using bioinformatics software for analysing the phylogeny of <i>Phytophthora</i> and <i>Phytophthium</i> to select candidate genes as a backbone for the LAMP assay; analysing gene sequence data for the design of species-specific LAMP primers; testing and optimising the assay in laboratory conditions followed by validation with inoculated avocado roots and lupin baits. The Honours research candidate will develop skills in bioinformatics, plant pathology, molecular biology and molecular diagnostic design and development.</p>
Advisor(s) contact	<ul style="list-style-type: none"> • Dr Louisa Parkinson, l.parkinson@uq.edu.au, 3443 2457 • Associate Advisor: A/Prof Andrew Geering, a.geering@uq.edu.au <p><u>Location:</u> Ecosciences Precinct, 41 Boggo Road, Dutton Park</p>
Webpage	www.qaafi.uq.edu.au
Useful majors	<p>Please select from:</p> <p>Biochemistry & Molecular Biology / Bioinformatics / Microbiology / Plant Pathology</p>



<p>CHS 26 Project</p> <p><i>A/Prof Elizabeth Dann</i></p>	<p>26) <u>Investigating the role of soil health status on Phytophthora root rot and its management in avocado orchards</u></p> <p>Phytophthora root rot, caused by the soil borne pathogen, <i>Phytophthora cinnamomi</i> (Pc), is the main disease affecting the avocado industry world-wide. Previous work has shown that tree health and decline due to Pc may be linked to soil health and microbial activity, with healthier trees growing in soils with higher microbial activity. However no study has quantified this relationship. Therefore the main aim of this Honours project will be to study the role of soil health and the activity and diversity of the soil microbial community, on Phytophthora root rot disease, and to evaluate management options.</p> <p>This honours project aligns with a larger avocado project titled “Improving avocado orchard productivity through disease management”. There are established field trials assessing the efficacy of several soil amendments on tree health, fruit yield and quality. The honours project will utilise the soil samples from those trials and from other avocado orchards, and perform Micro Resp™ plate assays to measure soil basal respiration and substrate induced respiration. An identification of the soil microbial community may be assessed using different molecular analyses. In-field assessments of tree health will complement laboratory analyses. The honours candidate will gain good knowledge and laboratory skills in plant pathology, soil science and molecular techniques. There will be scope for the student to undertake their own field and glasshouse-based experiments. As a part of the avocado pathology team, the student will gain experience in undertaking a project which is highly relevant to industry priorities.</p>
<p>Advisor(s) contact</p>	<ul style="list-style-type: none"> • A/Prof Elizabeth Dann, e.dann@uq.edu.au, 07 3443 2455 • Associate Advisor: Dr Akila Prabhakaran, a.prabhakaran@uq.edu.au <p>Queensland Alliance for Agriculture and Food Innovation Center for Horticultural science <u>Location:</u> Ecosciences Precinct, 41 Boggo Road, Dutton Park</p>
<p>Webpage</p>	<p>https://qaafi.uq.edu.au/profile/477/elizabeth-dann</p> <p>https://qaafi.uq.edu.au/profile/3104/akila-prabhakaran</p>
<p>Useful majors</p>	<p>Please select from:</p> <p>Agriculture/Horticulture/ Microbiology/ Plant Pathology/ Agronomy/Molecular Biology</p>







<p>CHS 27 Project</p> <p><i>A/Prof Elizabeth Dann</i></p>	<p>28) <u>Monitoring efficacy of postharvest disease management strategies in avocado</u></p> <p>Species of <i>Colletotrichum</i> fungi are responsible for anthracnose disease of many horticultural crops, including avocado and mango. Fungi infect throughout the fruit development period, however symptoms are not commonly observed until fruit have been harvested and ripen in distribution facilities or consumers' fruit bowls. The fruit rot can be so severe that consignments in the market could be rejected, and/or consumers are disappointed in their purchase.</p> <p>Successful management practices include conventional and "bio" fungicide sprays in orchards. It is pertinent to check from time to time that the commonly used industry fungicides are effective, and that populations of <i>Colletotrichum</i> have not evolved resistance to those fungicide groups. This project will investigate sensitivity to key fungicides amongst a large number of <i>Colletotrichum</i> isolates collected from avocado orchards across Australia, including unsprayed organic orchards. The research will involve culturing fungi and screening for sensitivity, molecular analyses for mutations responsible for fungicide resistance, and testing a range of isolates for their relative pathogenicity (ability to cause disease) in avocado fruit. The outcomes of this project are extremely important for the avocado industry and will have immediate relevance.</p> <div data-bbox="373 1122 1321 1480">  </div>
<p>Advisor(s) contact</p>	<ul style="list-style-type: none"> A/Prof Elizabeth Dann, e.dann@uq.edu.au, 07 3443 2455 Associate Advisor: Kaylene Bransgrove, k.bransgrove@uq.edu.au <p>Queensland Alliance for Agriculture and Food Innovation Centre for Horticultural science</p> <ul style="list-style-type: none"> <u>Location:</u> Ecosciences Precinct, 41 Boggo Road, Dutton Park
<p>Webpage</p>	
<p>Useful majors</p>	<p>Agriculture/Horticulture/Plant Pathology/ Biochemistry & Molecular Biology</p>



Centre for Crop Science Projects

<p>CCS 1</p> <p>Project</p> <p><i>Dr Erin Wilkus</i></p>	<p>1) <u>Sorghum root growth and water availability in cold soils</u></p> <p>Water stress and extreme heat at flowering are common abiotic stresses limiting yield in sorghum production across the Northern Grains Region. Winter sown sorghum could avoid heat and water stress at flowering. We test the theory that sorghum sown in winter, on cold soils, have deeper rooting systems that create greater access to water at depth during flowering, making them more resilient to heat stress and dry spells than crops sown at conventional times of planting.</p> <p>This project compares water stress at flowering across three times of sowing (very early, early, conventional) in Cecil Plains, QLD. It spans two seasons of an on-farm field trial. One season of data collection is complete. We are currently preparing for a second season and processing above ground canopy and below ground root length and density specimens. These data are paired with soil moisture data, to reasonably estimate water stress. Early stage analysis suggests that water stress at flowering was highest under the conventional time of sowing and lowest under very early sowing.</p> <div data-bbox="363 965 1385 1276"> </div> <p>This project gives students an opportunity to gain on-farm field experience and skills in root collection, washing and imaging to deepen their understanding of plant physiology.</p>
<p>Advisor(s) contact</p>	<ul style="list-style-type: none"> • Dr. Erin Wilkus Email: e.wilkus@uq.edu.au Phone +61 4 68961546 • Associate Advisors: Dr Daniel Rodriguez and Dr Joseph Erye <p><u>Location:</u> Building 8115 Level 2 Room 206, UQ Gatton Campus</p>
<p>Webpage</p>	<p>https://www.qld-fsr.info/</p>
<p>Useful majors</p>	<p>Biochemistry & Molecular Biology Biophysics /Computational Science</p>




<p>CCS 2</p> <p>Project</p> <p>A/Prof Lee Hickey</p>	<p>2) <u>Need for speed: growing plants fast to feed the world</u></p> <div data-bbox="368 286 644 468">  </div> <p>We need more robust and productive crops to feed the world, but developing new crop varieties is slow using traditional plant breeding approaches.</p> <div data-bbox="368 479 644 745">  </div> <p>A technology developed at UQ called <i>speed breeding</i> enables the growth of plants up to 3x faster than normal conditions. This provides a powerful tool for plant breeders, but we don't understand plant behaviour under the rapid growth conditions.</p> <div data-bbox="368 763 644 965">  </div> <p>Insight into the physiological and genetic mechanisms that drive faster plant growth will help us to improve the technology and deliver future crops capable of feeding the world.</p> <div data-bbox="368 976 644 1218">  </div> <p>This Honours project will involve performing experiments in the lab and glasshouse on a range of important food crops such as wheat, barley and chickpea. The student will gain hands on experience measuring key plant growth and development parameters, while learning from leading plant geneticists and plant physiologists.</p>
<p>Advisor(s) contact</p>	<p>A/Prof Lee Hickey l.hickey@uq.edu.au +61 408 210 286</p> <p>Associate Advisors: Dr Millicent Smith, Prof Graeme Hammer</p> <p>Location: St Lucia or Gatton</p>
<p>Webpage</p>	<p>https://qaafi.uq.edu.au/profile/108/lee-hickey</p>
<p>Useful majors</p>	<p>Biochemistry & Molecular Biology / Genetics / Plant Science</p>



<p>CCS 3</p> <p>Project</p> <p><i>Dr Karine Chenu</i></p>	<p>3) <u>Genotypic variability of transpiration efficiency and its impact on productivity in wheat</u></p> <p>Water availability is a critical limiting factor for many cropping areas across the globe. Selecting germplasm that produces ‘more crop per drop’ (i.e. higher transpiration efficiency) could increase grain yield in water-limited environments. Greater transpiration efficiency is thought to be due to decreased stomatal conductance under high evaporative demand (e.g. hot hours in the middle of the day). This project will investigate for contrasting wheat genotypes how stomatal conductance varies in response to environmental factors, what impact this has on transpiration efficiency and how this translates to biomass production.</p> <p>This project aims at characterising transpiration efficiency and stomatal conductance response to evaporative demand in a phenotyping platform and assess in the field how these traits correlate to biomass production and potentially grain yield. The project will focus on contrasting genotypes recently identified including promising lines with potential to increase productivity in drought-prone conditions.</p> <p>The student will be in charge of an experiment in the recently built lysimeter facility at the University of Queensland Gatton Campus and will participate in field trials at Gatton and Tosari. In the lysimeter platform, whole-plant transpiration rate and environmental factors will be measured automatically. Other traits of interest such as stomatal conductance and photosynthetic activity will be measured during the experiment. In the field, the student will follow the growth and development of targeted genotypes, focusing on biomass accumulation.</p> <p>Location: UQ Gatton Campus / Toowoomba</p> <p>Stipend: 5000\$</p> <p>Duration: 6-9 months</p>
<p>Contact Advisor/s</p>	<p>Dr Karine Chenu Email: karine.chenu@uq.edu.au Tel: 07 4529 4252</p> <p>Dr Behnam Ababaei Email: b.ababaei@uq.edu.au</p> <p>Dr Najeeb Ullah Email: n.ullah@uq.edu.au</p>
<p>Webpage</p>	<p>https://qaafi.uq.edu.au/profile/18/karine-chenu</p> <p>https://qaafi.uq.edu.au/profile/3389/behnam-ababaei</p> <p>https://qaafi.uq.edu.au/profile/3335/najeeb-ullah</p>
<p>Useful majors</p>	<p>Plant Science / Agronomy / Biochemistry and Molecular Biology / Genetics</p>



CCS 4 Project <i>Assoc Prof Bhagirath Chauhan</i>	4) Mapping and estimating weeds using drones Drones have emerged as an innovative technology to provide spatio-temporal information about weed species in crop fields. Such information is critical for any site-specific weed management program. This project will map and estimate weeds in chickpeas and/or mungbean. 
Advisor(s) contact	<ul style="list-style-type: none">• Assoc. Prof. Bhagirath Chauhan, b.chauhan@uq.edu.au, phone no. 0427923272• Associate Advisors: Associate Professor Andries Potgieter a.potgieter@uq.edu.au <p><u>Location:</u> UQ Gatton campus</p>
Webpage	https://researchers.uq.edu.au/researcher/10189 https://researchers.uq.edu.au/researcher/2466
Useful majors	Computational Science / Engineering





<p>CCS 5 & 6 Project</p> <p><i>Assoc Prof Bhagirath Chauhan</i></p>	<p>5) <u>Genetic diversity in turnip weed (<i>Rapistrum rugosum</i>)</u></p> <p>Turnip weed is becoming a problematic weed in the eastern cropping region of Australia. Genetic diversity is important for understanding the ability of weeds to adapt to different environments and the impact of herbicide selection on weed populations. The objective of the project is to characterize genetic variation in turnip weed biotypes collected from different regions of Queensland and New South Wales.</p> <p>6) <u>Weed management in an aerobic rice system</u></p> <p>Rice has the potential to be grown as a summer crop in aerobic conditions in north Australia. However, weeds are the main biotic constraints in aerobic rice systems because of the lack of standing water and availability of effective herbicides. This project will evaluate different management options for weed control in rice grown in aerobic conditions.</p>
<p>Advisor(s) contact</p>	<ul style="list-style-type: none"> Assoc. Prof. Bhagirath Chauhan, b.chauhan@uq.edu.au; Ph: 0427923272 <p><u>Location:</u> UQ Gatton Campus</p>
<p>Webpage</p>	<p>https://researchers.uq.edu.au/researcher/10189</p>
<p>Useful majors</p>	<p>Molecular biology (genetic diversity)</p> <p>Agriculture (weed management in rice)</p>



<p>CCS 7 Project</p> <p><i>Prof Daniel Rodriguez</i></p>	<p>7) <u>Matching adapted chickpea genotypes with soil and climate to maximise yield and profit: Field experimentation</u></p> <p>Pulses can increase profits, diversify income and increase sustainability. Megatrends in global food markets favour consumption of plant-based protein. However, significant productivity gaps remain, driven by lack of understanding of pulse physiology and agronomy.</p> <p>As part of a collaborative effort between UQ-QAAFI Centre for Crop Sciences, CSIRO, SARDI, NSW DPI, WA DPI and VIC DPI, this project aims to improve our understanding of the impact of different water availabilities and temperature relationships on chickpea growth, development and yield potential.</p> <p>This Honours project will focus on the collection of empirical data. The student will join a team of field agronomists and crop physiologist that are conducting on-farm and on-research station trials to research the impacts of water availability and temperature regimes during critical periods of biomass partitioning and yield formation for chickpeas. Field, trials will be conducted during the autumn and winter of 2021 at UQ-Gatton Campus, as well as on farm in the Darling Downs. The focus of the trials is to improve our understanding of the dynamics of yield formation under contrasting stresses. Frequent travelling to the field and working outdoors in farmers' fields will be required. This project will complement and collaborate with a second Honours project focused on the development of crop simulation model for chickpeas using the APSIM model (www.apsim.info).</p> <div data-bbox="376 1099 1375 1581">  </div>
<p>Advisor(s) contact</p>	<ul style="list-style-type: none"> • Prof Daniel Rodriguez (UQ-QAAFI) • Dr Fer Dreccer (CSIRO), Dr Jeremy Whish (CSIRO), Dr Joe Eyre (UQ-QAAFI) <p><u>Location:</u> UQ Gatton Campus</p>
<p>Webpage</p>	<p>https://www.qld-fsr.info/</p> <p>https://qaafi.uq.edu.au/profile/471/daniel-rodriguez</p>
<p>Useful majors</p>	<p>Agriculture, crop physiology, agronomy</p>







<p>CCS 8 Project</p> <p><i>Prof Daniel Rodriguez</i></p>	<p>8) <u>Matching adapted pulse genotypes with soil and climate to maximise yield and profit: Cropping systems modelling</u></p> <p>Pulses can increase profits, diversify income and increase sustainability. Megatrends in global food markets favour consumption of plant-based protein. However, significant productivity gaps remain, driven by lack of understanding of pulse physiology and agronomy.</p> <p>As part of a collaborative effort between UQ-QAAFI Centre for Crop Sciences, CSIRO, SARDI, NSW DPI, WA DPI and VIC DPI, this project aims to improve the crop simulation modelling capabilities of the APSIM model (www.apsim.info).</p> <p>This Honours project will focus on the use of experimental data to parameterise and run crop models. The student will join a team of crop physiologist and APSIM programmers that are working to improve APSIM's modelling capabilities for chickpeas and lentil crops. Field trials have been conducted and will continue to be run to collect the required datasets for model development. The focus of the work will be desktop at UQ's Gatton Campus. The parameterised model will then be used to assess the benefits of alternative physiological traits and crop management strategies across Australian chickpea and lentil growing environments. Frequent travelling to the field and working outdoors in farmers' fields might be required. This project will complement and collaborate with a second Honours project focused on on-farm and on-research station research. There is also opportunity to combine both types of activities (modelling and field experimentation).</p> <div data-bbox="422 1093 770 1554">  </div> <div data-bbox="847 1097 1275 1554">  </div>
<p>Advisor(s) contact</p>	<ul style="list-style-type: none"> • Prof Daniel Rodriguez (UQ-QAAFI) • Dr Peter de Voil (UQ-QAAFI), Dr Jeremy Whish (CSIRO) <p>Location: UQ Gatton Campus</p>
<p>Webpage</p>	<p>https://www.qld-fsr.info/</p> <p>https://qaafi.uq.edu.au/profile/471/daniel-rodriguez</p>
<p>Useful majors</p>	<p>Agriculture, crop physiology, agronomy, systems modelling, IT, software engineering</p>



<p>CCS 9 Project</p> <p><i>Prof Daniel Rodriguez</i></p>	<p>9) <u>Winter sown sorghum as an adaptation to present and future climates</u></p> <p>Water stress and extreme heat at flowering are becoming common abiotic stresses limiting sorghum production across the Northern Grains Region. These stresses can only be expected to increase in frequency and intensity as our climate changes. Winter sown sorghum has been proposed as a practice to increase sowing opportunities, avoid heat and water stress at flowering, and increase the frequency of double cropping i.e. planting a winter crop after a short summer fallow following the winter sown sorghum.</p> <p>As part of a collaborative effort between UQ-QAAFI Centre for Crop Sciences, NSW DPI and QDAF, this project aims to assess the likely benefits of the practice using datasets from a network of trials run over the last two years across NSW and QLD, APSIM-Sorghum (www.apsim.info), and climate projections from a wide range of global circulation models.</p> <p>This Honours project will focus on desktop activities that will analyse existing experimental data, parameterise and run simulation models. The student will join a team of crop physiologist, APSIM programmers and climate modellers, using QAAFI's facilities at UQ's Gatton Campus. Frequent travelling to the field and working outdoors in farmers' fields might be possible if interested.</p> <div data-bbox="395 1037 911 1422" data-label="Image"> </div> <div data-bbox="979 1037 1342 1422" data-label="Image"> </div>
<p>Advisor(s) contact</p>	<ul style="list-style-type: none"> Prof Daniel Rodriguez (UQ-QAAFI) d.rodriguez@uq.edu.au M 0434075094 <p><u>Location:</u> UQ Gatton Campus</p>
<p>Webpage</p>	<p>https://www.qld-fsr.info/</p> <p>https://qaafi.uq.edu.au/profile/471/daniel-rodriguez</p>
<p>Useful majors</p>	<p>Agriculture, crop physiology, agronomy, systems modelling, IT, software engineering, climate sciences</p>



<p>CCS 10 Project</p> <p><i>Prof Ian Godwin</i></p>	<p>10) <u>Climate Challenges in the Pacific Islands, tackling salinity and its effects on the Pacific's principle staple crop, Taro (<i>Colocasia</i>).</u></p>  <p>Islands in the Pacific are observing increased groundwater salinity that is affecting the production of Taro (<i>Colocasia</i>), a staple food crop. It is not known how Taro responds to salinity or whether there is diversity for this trait that could be exploited in crop improvement.</p> <p>The aim of this project is to ascertain the dose-response relationship between taro and salinity in order to identify 'susceptible', 'tolerant' and 'lethal' doses. An evaluation of spectral imaging (NDVI, Green Chromatic Coordinates) vs conventional phenotyping techniques will be conducted to develop a salinity screening protocol for the Pacific Islands.</p> <p>In this project, the student will conduct a glasshouse experiment on the response of Taro to salinity. The student will develop important skills in experimental design, plant physiology, phenotyping and data analysis through the lens of an international agricultural development program for emerging Pacific nations.</p>  
<p>Advisor(s) contact</p>	<ul style="list-style-type: none"> • Professor Ian Godwin, Email: i.godwin@uq.edu.au, Phone: +61 409 582 481 • Associate Advisors: Dr Bradley Campbell & Dr Millicent Smith <p><u>Location:</u> John Hines Bld (62), Lab 319, St Lucia.</p>
<p>Webpage</p>	<p>https://qaafi.uq.edu.au/profile/384/ian-godwin</p>
<p>Useful majors</p>	<p>Plant Physiology /Computational Science / Genetics / Plant Science</p>

<p>CCS 11 Project</p> <p><i>Prof Andrew Borrell</i></p>	<p>11) Improving drought tolerance of cereals using gene editing technologies to modify plant architecture</p> <p>New breeding strategies are required to quickly adapt to the rapidly changing climate, where designing high-yielding and high-quality cereal crops that use less water is of the utmost importance. Since crop adaptation to water-limited environments is dependent on the balance between water supply and demand, it is hypothesized that uncoupling root and shoot architecture will lead to a more favourable water supply/demand balance in cereals. This project combines novel genetic editing technologies with plant physiology, providing insights into the molecular and physiological mechanisms for drought adaptation strategies. Recent breakthroughs through dissemination of developmental and stress-responsive genes have led to modifications of the plant architecture which can have enormous impacts on both yield and water-use efficiency of these crops. This honours project will include generation of stable CRISPR/Cas9 gene edited crop plants targeting specific developmental genes and analysing the outcoming progenies in hopes of disseminating the molecular mechanisms.</p> 
<p>Advisor(s) contact</p>	<ul style="list-style-type: none"> Prof Andrew Borrell; Dr. Karen Massel <p>Associate Advisors: Prof Ian Godwin; A/Professor Lee Hickey</p> <p><u>Location:</u> Rm 319, John Hines (62), St Lucia</p>
<p>Webpage</p>	<p>https://qaafi.uq.edu.au/profile/234/andrew-borrell</p> <p>https://qaafi.uq.edu.au/profile/384/ian-godwin</p> <p>http://hickeylab.com/resume-lee-hickey/</p> <p>https://qaafi.uq.edu.au/profile/6037/karen-massel</p>
<p>Useful majors</p>	<p>Biochemistry & Molecular Biology / Bioinformatics / Genetics</p>



CCS 12 Project <i>Dr Jack Christopher</i>	<u>12) Sustaining food production on the face of climate change through crop root adaptation</u> Access to water is the major production limitation in many important cropping regions of the world. It has been predicted that climate change will lead to increased drought frequency in many of these regions. We have demonstrated that optimizing root structure to improve access to deep stored soil moisture can substantially increase production and yield stability in the face of drought. We have developed a number of methods to measure plant root systems to identify root traits associated with improved deep soil moisture extraction. Our aim is to assist breeders to select for superior root systems for particular cropping environments by providing rapid phenotyping systems and molecular markers. We have developed a range of root observation systems to measure root systems in crop plants from early seedling stages right through to maturity.
Advisor(s) contact	<ul style="list-style-type: none">• Dr Jack Christopher, 07 45291413, j.christopher@uq.edu.au• Associate Advisors: Dr Karine Chenu <p><u>Location:</u> Leslie Research Facility, Toowoomba</p>
Webpage	https://qaafi.uq.edu.au/profile/261/jack-christopher
Useful majors	Biochemistry & Molecular Biology / Agriculture



CCS 13 Project <i>Dr Jack Christopher</i>	13) Increased food production on constrained soils Food demand is increasing with increasing population and increasing income but climate change is threatening production. With little potential for increasing the cropping area, it will be essential to increase production on existing land. Unfortunately, in Australia a large proportion of the wheat cropping area is subject to soil constraints limiting production. In this project, we aim to identify wheat genotypes with superior adaptation to soil constraints limiting wheat production in Queensland. Identifying superior genotypes in the field is difficult due to extreme seasonal differences in the magnitude of the effect of the soil constraints. A high level of spatial variability in the severity of soil constraints over small distances also limits selection in field trials. We would like to provide rapid phenotyping systems and molecular markers to allow breeders to pre-screen large numbers of genotypes before expensive field-testing. We are developing screening techniques in growth cabinets and in the glasshouse to this.
Advisor(s) contact	<ul style="list-style-type: none">• Dr Jack Christopher, 07 45291413, j.christopher@uq.edu.au• Associate Advisors: Dr Yash Dang, SAFS <p><u>Location:</u> Leslie Research Facility, Toowoomba</p>
Webpage	https://qaafi.uq.edu.au/profile/261/jack-christopher
Useful majors	Biochemistry & Molecular Biology / Agriculture

<p>CCS 14 Project</p> <p><i>Professor Andrew Borrell</i></p>	<p>14) Enhancing drought adaptation in <i>sorghum</i> through gene editing</p> <p>Producing more food with less water is one of the greatest challenges facing humanity today. Two families of genes, <i>PIN</i> and <i>VRN</i>, have been found to regulate plant architecture, with <i>PIN</i> genes affecting both canopy development and root architecture in sorghum's stay-green trait and <i>VRN1</i> modulating root architecture in wheat and barley, in addition to regulating flowering behaviour. We have recently developed transgenic and gene-edited lines of sorghum containing various <i>PIN</i> and <i>VRN</i> genes. In this project, you will measure a range of drought-adaptation mechanisms in transgenic and gene-edited sorghum plants. An expected outcome of this Project is enhanced drought adaptation for cereals in a dry world.</p> <p>A \$10,000 scholarship will be granted to the student on this project.</p> <div data-bbox="379 734 1372 1370"> <p>A <i>PIN</i> genes confer 'branching' plasticity in sorghum</p>  <p>C <i>PIN</i> genes confer 'nodal root number' plasticity in sorghum</p>    </div>
<p>Advisors contact</p>	<ul style="list-style-type: none"> • Professor Andrew Borrell: a.borrell@uq.edu.au Phone: +61 0419 704 550 • Associate Advisors: Dr Karen Massel, A/Prof Lee Hickey, Prof Ian Godwin <p><u>Location:</u> John Hines Building, St Lucia UQ Campus</p>
<p>Webpage</p>	<p>https://researchers.uq.edu.au/researcher/1239</p>



<p>CCS 15 Project</p> <p><i>Professor Andrew Borrell</i></p>	<p>15) Enhancing drought adaptation in <i>barley</i> through gene editing</p> <p>Producing more food with less water is one of the greatest challenges facing humanity today. Two families of genes, <i>PIN</i> and <i>VRN</i>, have been found to regulate plant architecture, with <i>PIN</i> genes affecting both canopy development and root architecture in sorghum's stay-green trait and <i>VRN1</i> modulating root architecture in wheat and barley, in addition to regulating flowering behaviour. We have recently developed transgenic and gene-edited lines of barley containing various <i>PIN</i> and <i>VRN</i> genes. In this project, you will measure a range of drought-adaptation mechanisms in transgenic and gene-edited barley plants. An expected outcome of this Project is enhanced drought adaptation for cereals in a dry world.</p> <p>A \$10,000 scholarship will be granted to the student on this project.</p> <div data-bbox="368 792 1369 1424"> </div>
<p>Advisors contact</p>	<ul style="list-style-type: none"> • Professor Andrew Borrell: a.borrell@uq.edu.au Phone: +61 0419 704 550 • Associate Advisors: Dr Karen Massel, A/Prof Lee Hickey, Prof Ian Godwin <p><u>Location:</u> John Hines Building, St Lucia UQ Campus</p>
<p>Webpage</p>	<p>https://researchers.uq.edu.au/researcher/1239</p>

CCS 16
Project

Dr Alex
Wu

16) Discovering how plants adapt to water limited environments

C₄ plants have evolved to be more water use efficient, meaning they can produce more biomass per unit of water transpired. This gives C₄ plants strong advantages in dry environments. Understanding processes that underpin water use efficiency will help identify targets for improving crop production.

Evidence suggest there are variations in the amount of biomass produced per water used at the whole-plant level, that is the transpiration efficiency, and variations in photosynthetic CO₂ assimilation rate by stomatal conductance at the leaf level that is the intrinsic water use efficiency. However, the link between what determines better whole-plant transpiration efficiency and what happens at the leaf-level remains unclear.

This project aims to understand the link across these biological scales by combining leaf gas-exchange with structural and anatomical leaf observations as inputs into a mathematical model that predicts how leaf-level processes integrate through to the whole-canopy level. Students will be trained in both theoretical and experimental plant physiology and generate new knowledge that would benefit crop improvement.

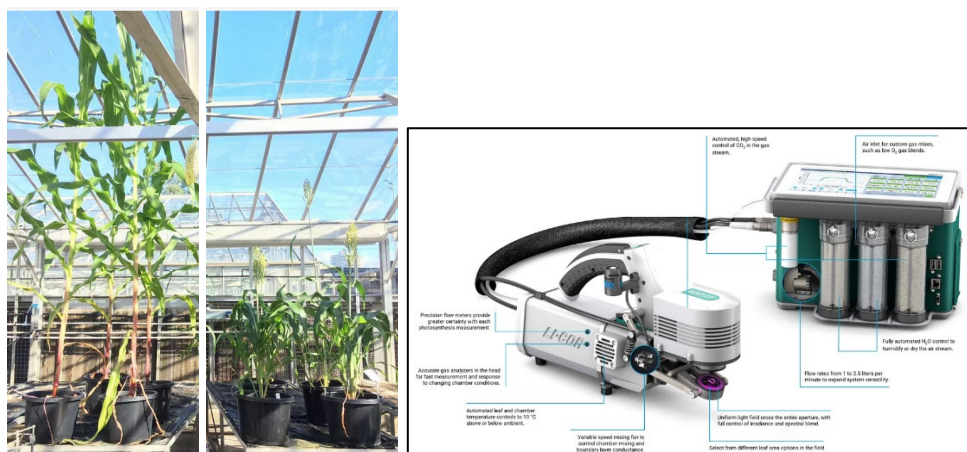


Figure 1: Left (maize), middle (sorghum), right (LI-6800 portable photosynthesis system)

Advisor(s)
contact

- Dr Alex Wu; c.wu1@uq.edu.au; 07 3346 2780
- Associate Advisor: Dr Erik van Oosterom; erik.van.oosterom@uq.edu.au


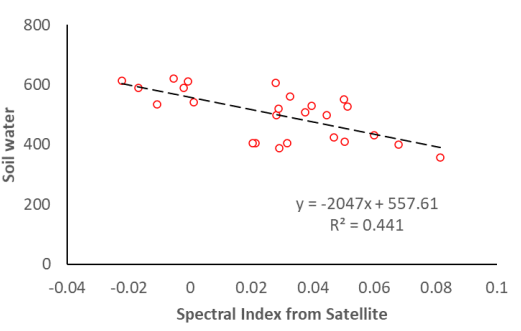
Location: St Lucia/Gatton

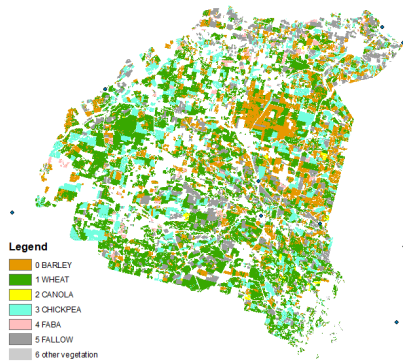
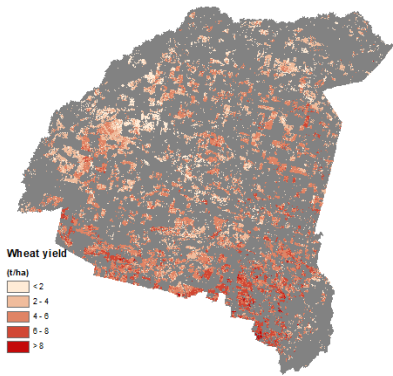
Webpage

<https://qaaifi.uq.edu.au/profile/405/alex-wu>

Useful
majors

Plant/crop physiology and/or math

<p>CCS 17 Project</p> <p><i>A/Prof A B Potgieter</i></p>	<p>17) <u>Determining soil moisture from high-resolution satellite imagery (Sentinel-2)</u></p> <p>Growers are facing significant and increasing drought risks. Soil moisture is a key variable indicating the presence of droughts and regulating crop growth. This project aims to evaluate the performance of globally and freely available satellite data in revealing pixel scale soil moisture variations across fields. Sufficient moisture data measured in-situ have been accumulated for fields across Australia cropping region. Their relationships with parameters derived from both multispectral (Sentinel 2) and microwave (Sentinel 1) satellite sensors will be explored in this project. By implementing well-designed statistical algorithms, it is expected this project would generate operational predictive models to retrieve soil moisture at high spatial resolution and with high accuracy. Outputs from this project will benefit growers with informed crop management strategies.</p> <div style="display: flex; justify-content: space-around; align-items: flex-end;"> <div data-bbox="357 808 836 1137">  <p>Moisture related spectral index derived from satellite data</p> </div> <div data-bbox="852 808 1374 1137">  <p>Possible relationships between soil moisture and remotely sensed indices</p> </div> </div>
<p>Advisor(s) contact</p>	<ul style="list-style-type: none"> • A/Prof A B Potgieter • Associate Advisors: Dr Yan Zhao <p><u>Location:</u> St Lucia & Gatton (at least 1 day per week using UQ bus service)</p>
<p>Webpage</p>	<p>https://qaafi.uq.edu.au/profile/465/andries-potgieter</p>
<p>Useful majors</p>	<p>Please select from:</p> <p>Statistics /Mathematics / Biophysics / Computational Science</p>

<p>CCS 18 Project</p> <p>A/Prof A B Potgieter</p>	<p>18) <u>A Bayesian framework for predicting crop area from integrating biophysical simulations and historical observed surveyed for the main winter and summer crops in Australia.</u></p> <p>Accurate and timely production estimates are essential to Australia's grain producers and industry to better deal with downside risk caused by climate extremes and market volatilities. This project aims to develop a Bayesian framework form predicting area crop area for wheat and sorghum well before sowing. This will be done by integrating the state-of-the-art global climate models (GCM), biophysical crop modelling, and survey data across Australia. This project will augment the <i>next generation crop prediction system (CropVision ARC funded project 2021-2025)</i> to predict crop production at field scale for improved decision-making and enhancing resilience.</p> <div style="display: flex; justify-content: space-around; align-items: flex-end;"> <div data-bbox="363 734 767 1122">  <p>Land use classification</p> </div> <div data-bbox="911 741 1305 1151">  <p>Wheat production estimates</p> </div> </div>
<p>Advisor(s) contact</p>	<ul style="list-style-type: none"> • A/Prof A B Potgieter • Associate Advisors: Dr Yan Zhao • Jenny Mahuika <p><u>Location:</u> St Lucia & Gatton (at least 1 day per week using UQ bus service)</p>
<p>Webpage</p>	<p>https://qaafi.uq.edu.au/profile/465/andries-potgieter</p>
<p>Useful majors</p>	<p>Please select from:</p> <p>Statistics / Mathematics/ Biophysics / Computational Science</p>